

SINGER
136W102,W103

Form 2263w
(Rev. 453)
Printed in U.S.A.

LIST OF PARTS



SINGER** MACHINES

Nos. 136w102 and 136w103

THE SINGER MANUFACTURING COMPANY

**A Trade Mark of THE SINGER MANUFACTURING COMPANY

From the library of: Diamond Needle Corp

INSTRUCTIONS FOR OILING

To ensure easy running and prevent unnecessary wear of the parts which are in movable contact, the machine requires oiling, and when in continuous use, "TYPE B" or "TYPE D" OIL, sold by Singer Sewing Machine Company, should be applied at least twice each day to all oil holes marked "OIL", as instructed in Form 2237w.

"TYPE D" OIL should be used when an oil is desired which will produce a minimum of stain on fabrics, even after a long period of storage.

Apply a few drops of oil to the bobbin case bearings each time a bobbin is replaced.

Occasionally check the grease in gear cases, fill when necessary, with GEAR LUBRICANT, sold by Singer Sewing Machine Company.

INDEX

	Page
Accessories	29
Bobbin Winder	29
Feed Gears	31
Feed Wheels	32
Honing Device	32
Knee Lifter	30
Knife Throw-out Device	33
Machine No. 136W102.....	5
Machine No. 136W103.....	17
Numerical List of Parts	37
Throat Plates	34
Wood Base	35

From the library of: Diamond Needle Corp

INSTRUCTIONS FOR ORDERING

In ordering from this list, use **ONLY** the **PART** number in the **FIRST** column.

The number stamped on a Sewing Machine Part is the number of the Single Part only, except when the part includes Set Screws, Clamping Screws, Studs and Rollers Spun on, Small Wires riveted, or Parts soldered together, etc., which it is necessary to furnish in combination.

Every combination of parts sent out has its specific number which, although not stamped on Parts (except in above case), must be used when ordering the combination.

Each number always indicates the **SAME PART** in whatever list it appears, or for whatever Machine.

The letters after some of the numbers indicate the style of finish only, as follows:

- A Hardened, Polished, Nickel Plated and Buffed.
- AL Heat Treated for Toughness.
- B Polished, Nickel Plated and Buffed.
- C Hardened only.
- D Polished only.
- E Soft, Not polished.
- F Hardened and Polished.
- H Blued.
- J Nickel Plated only.
- R Merlized.
- X Black Oxide, for Iron and Steel.
- XC Hardened and Black Oxide, for Iron and Steel.
- Y Black Nickel Plated only.
- Z Chromium Plated.

These letters **MUST BE USED** when they appear in the list and **AFTER** the number, as in the list.

In this series

1 to 1500, 200001 to 201500 and 350001 to 351500 are Screw Numbers.
 1501 to 1800, 201501 to 201800 and 351501 to 351800 are Nut Numbers.
 1801 to 2000, 201801 to 202000 and 351801 to 352000 are Roller Numbers.
 2001 to 50000 and 202001 to 350000 are Numbers of Machine Parts.


The figures in the second column refer only to the plate in which the illustration of the part is shown and are **NOT TO BE USED** in ordering.

Two or more numbers over a cut indicate that the difference between such parts is not visible in an illustration.

Parts marked with an asterisk (*) are furnished only when repairs are made at the factory.

LIST OF PARTS COMPLETE

FOR



MACHINE No. 136w102

VERTICAL HOOK. ROLLER PRESSER.

CONTINUOUS WHEEL FEED.

VERTICAL TRIMMER.

POST BED.

FOR SHOES, GLOVES, Etc.

No.	Plate	Name
*237843	-----	Arm with 202135
249001	-----	" Base
204235	17312	" " Position Pin (2)
200004E	17312	" " Screw (3)
202005	17312	" " " Washer (3)
203091	17311	" Cap
200278X	17311	" " Screw
202248	17311	" " " Washer

No.	Plate	Name
249077	15759	Feed Wheel Bevel Gear Driving Pinion Shaft (lower) Collar with two 200393C
200393C	15759	Feed Wheel Bevel Gear Driving Pinion Shaft (lower) Collar Set Screw
248810	15759	Feed Wheel Bevel Gear Driving Pinion Shaft (upper)
249077	15759	Feed Wheel Bevel Gear Driving Pinion Shaft (upper) Collar with two 200393C
200393C	15759	Feed Wheel Bevel Gear Driving Pinion Shaft (upper) Collar Set Screw
249073	15759	Feed Wheel Bevel Gear Driving Pinion Thrust Washer
229D	15759	Feed Wheel Bevel Gear Screw
249096	15759	" " " " Spacing Washer
249079	15759	" " Bracket
249099	15759	" " " 249079 with 248810, 249012, 249060, 249061, 249073, 249077, 249096, 249097, 350395C, 350514AL and three 200585X
249019	15759	Feed Wheel Bracket Friction Plug
201052C	15759	" " " Friction Plug Set Screw
200362C	15759	" " " Set Screw
350514AL	15759	" " Cap Screw
249027	15739	" " Driving Gear (for 19 stitches)
238641	15739	Feed Wheel Driving Gear (for 21 stitches)
249029	15739	Feed Wheel Driving Gear (for 23 stitches)
238613	15739	Feed Wheel Driving Gear Key
238614	15739	" " " " " Shifting Collar with 201464C
201464C	15739	Feed Wheel Driving Gear Key Shifting Screw Stud
238615	15739	Feed Wheel Driving Gear Key Spring
201202D	15739	" " " " " " Screw
238616	15739	Feed Wheel Driving Gear Key Stop Pin
249075	15739	" " " " Separating Washer (2)
249030	15739	Feed Wheel Driving Gear Shaft with 238616
249032	15739	Feed Wheel Driving Gear Shaft Bracket with 202299, 238630 and two 200346C
202299	15739	Feed Wheel Driving Gear Shaft Bracket Oil Packing (wick)
249033	15739	Feed Wheel Driving Gear Shaft Bracket Plate with two 210983
210983	15739	Feed Wheel Driving Gear Shaft Bracket Plate Position Pin
200158X	15739	Feed Wheel Driving Gear Shaft Bracket Plate Screw (2)

No.	Plate	Name
201082E	15739	Feed Wheel Driving Gear Shaft Bracket Screw (long)
225532	15739	Feed Wheel Driving Gear Shaft Bracket Screw (long) Washer
201308E	15739	Feed Wheel Driving Gear Shaft Bracket Screw (short)
203637	15739	Feed Wheel Driving Gear Shaft Bracket Screw (short) Washer
238630	15739	Feed Wheel Driving Gear Shaft Bushing
249031	15739	" " " " " Collar with 200397X
200397X	15739	Feed Wheel Driving Gear Shaft Collar Set Screw
249041	15753	Feed Wheel Driving Pinion (for 19 stitches)
238655	15753	Feed Wheel Driving Pinion (for 21 stitches)
249043	15753	Feed Wheel Driving Pinion (for 23 stitches)
231433	15753	Feed Wheel Driving Pinion Key
249044	15753	" " " Shaft
249045	15753	" " " " Bushing (back)
200362C	15739	" " " " " " Set Screw
249046	15753	Feed Wheel Driving Shaft Bushing (front)
200346C	15739	" " " " " " Set Screw
249047	15753	Feed Wheel Driving Shaft Collar with two 201052C
201052C	15753	Feed Wheel Driving Shaft Collar Set Screw
237724	15753	Feed Wheel Driving Shaft Gear with 200378C and 201220C
201220C	15753	Feed Wheel Driving Shaft Gear Position Screw
200378C	15753	Feed Wheel Driving Shaft Gear Set Screw
201666E	15753	Feed Wheel Driving Shaft Nut
203411	15753	" " " " Washer
*203482	-----	Hook (sewing)
233853	17313	" 203482 with 201253F, 201376C and 241604
238315	17313	Hook and Bobbin Case complete, Nos. 233853 and 238313
249049	15772	Hook Bevel Gear Socket, 14 teeth
234024	15772	" " " " Friction Washer
200555X	17313	" " " " Screw
241551	15753	" " Pinion, 28 teeth, with two 200378C
201318E	15753	Hook Bevel Pinion Guard Oil Stop Screw
201082E	15753	" " " " Screw
*249050	-----	" " " " Section (back)

From the library of: Diamond Needle Corp.

No.	Plate	Name
*249051	-----	Hook Bevel Pinion Guard Section (front)
249052	15753	Hook Bevel Pinion Guard complete, Nos. 201082E, 201318E, 249050 and 249051
200378C	15753	Hook Bevel Pinion Set Screw
237728	15753	" Driving Shaft
235857	15753	" " " Bevel Gear with 200374C and 200396C
237729	15739	Hook Driving Shaft Bevel Gear Housing with 200346C and three 200362C
237730	15739	Hook Driving Shaft Bevel Gear Housing Cap (bottom)
237731	15739	Hook Driving Shaft Bevel Gear Housing Cap (bottom) Gasket
237732	15739	Hook Driving Shaft Bevel Gear Housing Cap (side)
237733	15739	Hook Driving Shaft Bevel Gear Housing Cap (side) Gasket
200053C	15739	Hook Driving Shaft Bevel Gear Housing Cap Screw (4)
201082E	15739	Hook Driving Shaft Bevel Gear Housing Screw (long)
225532	15739	Hook Driving Shaft Bevel Gear Housing Screw (long) Washer
201308E	15739	Hook Driving Shaft Bevel Gear Housing Screw (short)
203637	15739	Hook Driving Shaft Bevel Gear Housing Screw (short) Washer
200396C	15753	Hook Driving Shaft Bevel Gear Position Screw
200374C	15753	Hook Driving Shaft Bevel Gear Set Screw
237734	15753	" " " Bushing (back)
200362C	15739	" " " " " Set Screw
249053	15753	Hook Driving Shaft Bushing (front)
200338C	15753	" " " " " Set Screw
221743	15753	Hook Driving Shaft Collar with two 200380C
200380C	15753	Hook Driving Shaft Collar Set Screw
241604	17313	" Gib
201376C	17313	" " Hinge Screw
201253F	17313	" " Screw
249054	15772	" Post
249055	-----	" " 249054 with 200555X, 201272C, 221222, 234024, 234065, 234079, 238315, 249049, 249072, two each 200076D and 200959D
249072	15772	Hook Post Oil Packing (wick)
200959D	15772	" " " " " Screw
200017C	15772	" " Screw (2)
203637	15772	" " " Washer (2)
221215	15772	" " Slide

No.	Plate	Name
221222	17313	Hook Washer
249132	17312	Knee Lifter Lifting Lever
200242X	17312	" " " " Hinge Screw
227561	17312	" " " " Spring
200914F	17312	" " " " " Screw
249133	17312	" " " " " Stop Finger with 200914F
233390	17312	Knee Lifter Lifting Lever Washer
241574	17318	Knife
200397X	17318	" Adjusting Screw
240434	17318	" Bar
249248	17318	" " Angle Extension
200110D	17318	" " " " " Screw (2)
221417	17311	" " Driving Eccentric with 200382C and 200437C
241599	17318	Knife Bar Driving Eccentric Fork with 200029E
200029E	17318	Knife Bar Driving Eccentric Fork Pinch Screw
200437C	17311	Knife Bar Driving Eccentric Position Screw
200382C	17311	Knife Bar Driving Eccentric Set Screw
202891	17318	" " " " Shaft Crank with 200694F and 201525E
203244	17318	Knife Bar Driving Shaft Crank Collar with two 200393C
200393C	17318	Knife Bar Driving Shaft Crank Collar Set Screw
200694F	17318	Knife Bar Driving Shaft Crank Screw Stud
201525E	17318	Knife Bar Driving Shaft Crank Screw Stud Nut
237808	17318	Knife Bar Guide Block
200011D	17318	" " " " " Screw (2)
200330C	17316	" " " " " Screw
201531E	17316	" " " " " Nut
249249	17318	" " Lifting Spring
237809	17318	" " Position Bracket
201387F	17318	" " " " " Screw (2)
237810	17318	" Holder with 200397X
200898D	17318	" " Screw (2)
237811	17318	" " Switch-in Handle
200076D	17318	" Screw (2)
244039	17318	" Switch-out Handle
200973X	17318	" " " " Hinge Screw
202900	17318	" " " " " Spring (spiral)
237822	17316	Needle Bar with 200389C
238251	17316	" " Connecting Link
264718	17316	" " " " " Oil Guard
201183D	17316	" " " " " " " Screw

No.	Plate	Name
202333	17316	Needle Bar Connecting Link Stud with 202254
202254	17316	Needle Bar Connecting Link Stud Oil Packing (wick)
200374C	17316	Needle Bar Connecting Link Stud Set Screw
200383C	17316	Needle Bar Connecting Link Stud Set Screw
*206891	-----	Needle Bar Connecting Stud
202329	17316	" " " " 206891 with 200086C and 202330
202330	17316	Needle Bar Connecting Stud Oil Packing (wick)
200086C	17316	Needle Bar Connecting Stud Pinch Screw
202692	17316	" " Crank with 200335C, 200374C, 200383C, 200428C and 202333
237737	17316	Needle Bar Crank 202692 with 202329, 202399, 202400, 237762 and 238251
203172	17316	Needle Bar Crank Friction Washer
200428C	17316	" " " Position Screw
200335C	17316	" " " Set Screw
237813	17316	" " Rock Frame
237814	17316	" " " " 237813 with 237822
*237794	17311	Needle Bar Rock Frame Driving Eccentric
*237749	17311	Needle Bar Rock Frame Driving Eccentric Body with 443C and 350107C
350107C	17311	Needle Bar Rock Frame Driving Eccentric Body Position Screw
443C	17311	Needle Bar Rock Frame Driving Eccentric Body Set Screw
1103C	17311	Needle Bar Rock Frame Driving Eccentric Regulating Screw
217D	17311	Needle Bar Rock Frame Driving Eccentric Set Screw
7071	17311	Needle Bar Rock Frame Driving Eccentric Set Screw Washer
237750	17311	Needle Bar Rock Frame Driving Eccentric complete, Nos. 217D, 1103C, 7071, 237749 and 237794
237739	17312	Needle Bar Rock Frame Driving Fork Lever with 200029E
200029E	17312	Needle Bar Rock Frame Driving Fork Lever Pinch Screw
237740	17312	Needle Bar Rock Frame Driving Fork Lever Slide Block (two pieces)
210910	17316	Needle Bar Rock Frame Hinge Stud with 202277
202277	17316	Needle Bar Rock Frame Hinge Stud Oil Packing (wick)

No.	Plate	Name
200347C	17316	Needle Bar Rock Frame Hinge Stud Set Screw
237815	17316	Needle Bar Rock Frame Position Bracket with 200330C and 201531E
350129E	17316	Needle Bar Rock Frame Position Bracket Screw (2)
202667	17312	Needle Bar Rock Frame Rock Shaft
210978	17312	" " " " " "
		202667 with 200387C and 210920
202668	17312	Needle Bar Rock Frame Slide Block
210920	17312	" " " " " "
		202668 with 201141C
201141C	17312	Needle Bar Rock Frame Slide Block Screw Stud
200387C	17312	Needle Bar Rock Frame Slide Block Screw Stud Set Screw
200389C	17316	Needle Set Screw
207072	17315	Presser Bar Bushing (2)
200352C	17315	" " " Set Screw (2)
202671	17315	" " Lifter
200653C	17315	" " Hinge Screw
207963	17315	" " Lifting Releasing Lever Bracket
200975F	17315	Presser Bar Lifting Releasing Lever Bracket Guide Screw
206608	17315	Presser Bar Lifting Releasing Lever Bracket Spring
249250	17315	Presser Bar Position Guide
202338	17315	" " " " Lever with 200086F
200086F	17315	Presser Bar Position Guide Lever Pinch Screw
200352C	17315	Presser Bar Position Guide Set Screw
237836	17312	" " Spring (flat)
210949	17315	" " " Bracket with 200086C
200086C	17315	Presser Bar Spring Bracket Pinch Screw
350346C	17312	Presser Bar Spring Regulating Screw
200948F	17312	" " " Support Screw
201997	17315	Roller Presser, 1 in. diam., 5/32 in. face (fine) with 1528J, 201699C, 350104C and twenty-eight 206417
249056	17315	Roller Presser Arm
249057	17315	" " " 249056 with 201997
233807	17315	" " " Bracket
235088	17315	" " " " Position Collar with 200362C
200117F	17315	Roller Presser Arm Bracket Position Collar Position Screw
200362C	17315	Roller Presser Arm Bracket Position Collar Set Screw

No.	Plate	Name
202558	17315	Roller Presser Arm Bracket Spring
202559	17315	" " " " "
		Stop
200141F	17315	Roller Presser Arm Bracket Spring
		Stop Screw
200096D	17315	Roller Presser Arm Screw
206417	17315	" " Ball, 1/16 in. diameter
201699C	17315	" " " Cone
202557	17315	" " Bar
350104C	17315	" " Hinge Screw
1528J	17315	" " " " Nut
249058	17315	Roller Presser and Bar complete, Nos. 200096D, 200117F, 202557 to 202559, 233807, 235088, 249057 and two 200141F
237762	17316	Take-up Lever
202399	17316	" " Driving Stud with 202277
202277	17316	" " " " Oil Packing (wick)
202400	17316	Take-up Lever Hinge Stud with 202423
202423	17316	" " " " Oil Packing (wick)
200383C	17316	Take-up Lever Hinge Stud Set Screw
202401	17315	" " Oiling Felt
200132E	17315	" " " " Screw
244048	17314	Tension Disc (back)
244049	17314	" " (front)
235072	17315	" Release Plunger
244061	17314	" " Washer
223438	17314	" Spring
263106	17314	" " Washer
200625F	17314	" Stud with 204925
200061C	17314	" " Set Screw
204925	17314	" " Washer
201572X	17314	" Thumb Nut
240358	17314	Tension complete, Nos. 200625F, 201572X, 202410, 223438, 244048, 244049, 244061 and 263106
202410	17314	Thread Controller Spring
241443	17314	" " " Stop
200132E	17314	" " " " Screw
210955	17314	" Guide
202412	17311	" " (top of Arm)
200582X	17314	" " Screw (2)
241755	15774	Thread Lubricator Oil Pad (felt)
237845	15774	" " " " Holder
240439	15774	" " " " Retainer
241758	15774	" " " Reservoir
241759	15774	" " " Wick
350432XC	15774	" " Screw
201650X	15774	" " " Nut
214838	15774	" " " Washer

No.	Plate	Name
237846	15774	Thread Lubricator complete, Nos. 214838, 237845, 240439, 241755, 241758 and 241759
240034	17314	Thread Retainer
210956	17314	" " Bracket with 200397X
200582X	17314	" " " Screw (2)
200366X	17314	" " Set Screw
210993	17314	" " Sleeve
223844	17314	" " Spring
210957	17314	" " Stud
210958	17314	" " " Collar
200397X	17314	" " " Set Screw
210959	17314	Thread Retainer (lower) complete, Nos. 210956 to 210958, 210993 and 223844
249134	17319	Throat Plate Body
249127	17319	" " Knife Follower, trims opposite the needle and .045, .060 and .085 in. to right of seam
350264E	17319	Throat Plate Knife Follower Screw
249241	17319	" " " " Spring
249129	17319	" " " " " Block
200587D	17319	Throat Plate Knife Follower Spring Block Screw
249130	17319	Throat Plate Needle Plate, 56 elongated needle hole, for needle sizes 12 and 13, trims opposite the needle and .045, .060 and .085 in. to right of seam
200587D	17319	Throat Plate Needle Plate Screw
249135	17319	Throat Plate complete, 56 elongated needle hole, for needle sizes 12 and 13, trims opposite the needle and .045, .060 and .085 in. to right of seam, Nos. 249127, 249129, 249130, 249134, 249241, 350264E and three 200587D
200099X	17319	Throat Plate Screw (2)
249066	17312	Vertical Shaft
237745	17312	" " Bevel Gear (lower)
205508	17312	" " " " " Position Pin
235857	17312	Vertical Shaft Bevel Gear (upper) with 200374C and 200396C
200396C	17312	Vertical Shaft Bevel Gear (upper) Position Screw
200374C	17312	Vertical Shaft Bevel Gear (upper) Set Screw
237734	17312	Vertical Shaft Bushing (lower)
200346C	15739	" " " " Set Screw
237746	17312	" " " (upper)
200362C	17312	" " " " Set Screw

No.	Plate	Name
237747	17311	Vertical Shaft Driving Gear with 200374C and 200396C
200396C	17311	Vertical Shaft Driving Gear Position Screw
200374C	17311	Vertical Shaft Driving Gear Set Screw
249067	17312	" " Oil Leader (lower) (brass)
237755	17311	" " " " (upper) (brass)

LIST OF PARTS COMPLETE

FOR

MACHINE No. 136w103

VERTICAL HOOK. ROLLER PRESSER.

CONTINUOUS WHEEL FEED.

UNDEREDGE TRIMMER.

POST BED.

FOR SHOES, SANDALS, SLIPPERS, Etc.

No.	Plate	Name
*249201	-----	Arm with 202135
249001	-----	" Base
204235	17312	" " Position Pin (2)
200004E	17312	" " Screw (3)
202005	17312	" " Washer (3)
203091	17311	" Cap
200278X	17311	" " Screw
202248	17311	" " " Washer
203089	17311	" " Spool Holder Base
203090	17311	" " " " " 203089 with 200079X and 204296
200585X	17311	Arm Cap Spool Holder Base Screw
204296	17311	" " " " Wire
200079X	17311	" " " " " Hinge Screw
203092	17311	Arm Cap and Spool Holder complete, Nos. 203090, 203091 and two 200585X
204235	17312	Arm Position Pin (2)
200004E	17312	" Screw (3)
202005	17312	" " Washer (3)
237802	17311	" Shaft with 224392 and 350431E
237748	17311	" " Bushing (back) with 202260
202260	17311	" " " " Oil Packing (wick)
200071E	17311	Arm Shaft Bushing (back) Screw (3)
207080	17311	" " " (front) with 202244
202244	17311	" " " " Oil Packing (wick)
200502X	17311	Arm Shaft Bushing (front) Oil Packing Thumb Screw
350532E	17311	Arm Shaft Bushing (front) Set Screw
201522E	17311	" " " " " " Lock Nut
224392	17311	Arm Shaft Oil Packing (wick)
350431E	17311	" " " " Stop Screw

From the library of: Diamond Needle Corp

No.	Plate	Name
202632	15774	Arm Side Plate
200462X	15774	" " " Thumb Screw
*249002	-----	Bed
202258	17312	" Hinge Connection (2)
200570E	17312	" " " Screw (4)
233939	17313	Bobbin
238304	17313	" Case Base with 202056, 203211 to 203213 and 203216
203211	17313	Bobbin Case Base Latch
*202056	-----	" " " " Pin
203212	17313	" " " " Plunger
203213	17313	" " " " Spring
238312	17313	" " Cap with 200984C, 203214, 203215, 241674, 241675, two each 200594C and 350405C
234079	15772	Bobbin Case Lever
234065	15772	" " " Driving Block
200076D	15772	" " " " " Screw
201272C	15772	" " " Hinge Screw
241674	17313	" " Oiling Felt
241675	17313	" " " Retainer
350405C	17313	" " " " " Screw
203214	17313	" " Tension Spring
200984C	17313	" " " " Regulating Screw
200594C	17313	Bobbin Case Tension Spring Screw
203215	17313	" " Thread Guide
200594C	17313	" " " " Screw
203216	17313	" " Washer (cloth)
238313	17313	Bobbin Case complete, Nos. 238304 and 238312
237793	17311	Driving Wheel (aluminum alloy casting) for "V" belt (outside diam. of belt groove 2.9 in.) with 350540C and 350541C
350419X	17311	Driving Wheel Adjusting Screw
350540C	17311	" " Position Screw
350541C	17311	" " Set Screw
237844	15774	Face Plate with 201650X and 350432XC
202135	15774	" " Position Pin
200473X	15774	" " Thumb Screw
249088	15759	Feed Post with 200362C, 200383C and two 201052C
249098	15759	Feed Post 249088 with 249007, 249013, 249014, 249019, 249077, 249078, 249092, 249099 and four 200137X
249005	15772	Feed Post Cover (back)
249006	15772	" " " (front)
200159F	15772	" " " (back or front) Clamp Screw (2)
200583X	15772	Feed Post Cover (back or front) Screw (8)

No.	Plate	Name
249007	15759	Feed Post Cover (side)
200137X	15759	" " " " Screw
200036E	15759	" " Screw
249008	15759	" Wheel
249060	15759	" " 249008 with 249062 and three 229D
249092	15759	Feed Wheel Adjusting Stud (eccentric)
201052C	15759	" " " " Set Screw
249061	15759	" " Ball Bearing
249097	15759	" " Bearing
200585X	15759	" " " Screw
249062	15759	" " Bevel Gear
249012	15759	" " " Driving Pinion with two 201052C
350395C	15759	Feed Wheel Bevel Gear Driving Pinion Screw Stud
201052C	15759	Feed Wheel Bevel Gear Driving Pinion Set Screw
249078	15759	Feed Wheel Bevel Gear Driving Pinion Shaft Connection
249013	15759	Feed Wheel Bevel Gear Driving Pinion Shaft (lower)
249014	15759	Feed Wheel Bevel Gear Driving Pinion Shaft (lower) Bushing
200383C	15759	Feed Wheel Bevel Gear Driving Pinion Shaft (lower) Bushing Set Screw
249077	15759	Feed Wheel Bevel Gear Driving Pinion Shaft (lower) Collar with two 200393C
200393C	15759	Feed Wheel Bevel Gear Driving Pinion Shaft (lower) Collar Set Screw
248810	15759	Feed Wheel Bevel Gear Driving Pinion Shaft (upper)
249077	15759	Feed Wheel Bevel Gear Driving Pinion Shaft (upper) Collar with two 200393C
200393C	15759	Feed Wheel Bevel Gear Driving Pinion Shaft (upper) Collar Set Screw
249073	15759	Feed Wheel Bevel Gear Driving Pinion Thrust Washer
229D	15759	Feed Wheel Bevel Gear Screw
249096	15759	" " " " Spacing Washer
249079	15759	" " Bracket
249099	15759	" " " 249079 with 248810, 249012, 249060, 249061, 249073, 249077, 249096, 249097, 350395C, 350514AL and three 200585X
249019	15759	Feed Wheel Bracket Friction Plug
201052C	15759	" " " " " Set Screw
200362C	15759	Feed Wheel Bracket Set Screw
350514AL	15759	" " Cap Screw
249027	15739	" " Driving Gear (for 19 stitches)

No.	Plate	Name
238641	15739	Feed Wheel Driving Gear (for 21 stitches)
249029	15739	Feed Wheel Driving Gear (for 23 stitches)
238613	15739	Feed Wheel Driving Gear Key
238614	15739	" " " " " Shifting Collar with 201464C
201464C	15739	Feed Wheel Driving Gear Key Shifting Screw Stud
238615	15739	Feed Wheel Driving Gear Key Spring
201202D	15739	" " " " " " Screw
238616	15739	Feed Wheel Driving Gear Key Stop Pin
249075	15739	" " " " Separating Washer (2)
249030	15739	Feed Wheel Driving Gear Shaft with 238616
249032	15739	Feed Wheel Driving Gear Shaft Bracket with 202299, 238630 and two 200346C
202299	15739	Feed Wheel Driving Gear Shaft Bracket Oil Packing (wick)
249033	15739	Feed Wheel Driving Gear Shaft Bracket Plate with two 210983
210983	15739	Feed Wheel Driving Gear Shaft Bracket Plate Position Pin
200158X	15739	Feed Wheel Driving Gear Shaft Bracket Plate Screw (2)
201082E	15739	Feed Wheel Driving Gear Shaft Bracket Screw (long)
225532	15739	Feed Wheel Driving Gear Shaft Bracket Screw (long) Washer
201308E	15739	Feed Wheel Driving Gear Shaft Bracket Screw (short)
203637	15739	Feed Wheel Driving Gear Shaft Bracket Screw (short) Washer
238630	15739	Feed Wheel Driving Gear Shaft Bushing
249031	15739	" " " " " Collar with 200397X
200397X	15739	Feed Wheel Driving Gear Shaft Collar Set Screw
249041	15753	Feed Wheel Driving Pinion (for 19 stitches)
238655	15753	Feed Wheel Driving Pinion (for 21 stitches)
249043	15753	Feed Wheel Driving Pinion (for 23 stitches)
231433	15753	Feed Wheel Driving Pinion Key
249044	15753	" " " Shaft
249045	15753	" " " " Bushing (back)
200362C	15739	" " " " " " Set Screw
249046	15753	Feed Wheel Driving Shaft Bushing(front)

No.	Plate	Name
200346C	15739	Feed Wheel Driving Shaft Bushing (front) Set Screw
249047	15753	Feed Wheel Driving Shaft Collar with two 201052C
201052C	15753	Feed Wheel Driving Shaft Collar Set Screw
237724	15753	Feed Wheel Driving Shaft Gear with 200378C and 201220C
201220C	15753	Feed Wheel Driving Shaft Gear Position Screw
200378C	15753	Feed Wheel Driving Shaft Gear Set Screw
201666E	15753	" " " " Nut
203411	15753	" " " " Washer
249251	17323	Guide Bracket with 442AL, 1735H and 202036
222404	17323	Guide Bracket Position Pin (2)
350328D	17323	" " Screw (2)
249204	17323	" Finger, used when trimming back of the needle
249203	17323	Guide Finger, used when trimming opposite the needle
249205	17323	Guide Finger Clamp Bar
249206	17323	" " " " Carrier
200076D	17323	" " " " Screw
249260	17323	" " " " Position Guide with two 200136D
200136D	17323	Guide Finger Clamp Bar Position Guide Set Screw
249207	17323	Guide Finger Clamp Bar Spring
249261	17323	" " " Block with two 200136F
200136F	17323	Guide Finger Clamp Block Set Screw
249209	17323	" " " Plate
200118F	17323	" " " Screw
249210	17323	" " Disengaging Lever
200692F	17323	" " " " Hinge Screw
249211	17323	Guide Finger Disengaging Lever Spring
249212	17323	" " Latch
102D	17323	" " " Hinge Screw
249211	17323	" " " Spring
249214	17323	" " Lifting Lever
249215	17323	" " " " Bracket
200124X	17323	" " " " " Screw
249216	17323	" " " " Friction Washer
350319F	17323	Guide Finger Lifting Lever Hinge Screw Stud (eccentric)
201537C	17323	Guide Finger Lifting Lever Hinge Screw Stud Nut
249217	17323	Guide Finger Lifting Lever Spring
201202D	17323	" " " " " Screw

From the library: Darnold Needle Co.

No.	Plate	Name
249218	17323	Guide Finger Suspending Stop
350184E	17323	" " " " Screw(2)
249219	17323	" Support Bar
442AL	17323	" " " Position Adjusting Screw
1735H	17323	Guide Support Bar Position Adjusting Screw Nut
350320C	17323	Guide Support Bar Position Screw Stud
201540E	17323	" " " " " " Nut
249221	17323	Guide Support Bar Spring
253755	17323	" " " Stop Pin
*203482	-----	Hook (sewing)
233853	17313	" 203482 with 201253F, 201376C and 241604
238315	17313	Hook and Bobbin Case complete, Nos. 233853 and 238313
249049	15772	Hook Bevel Gear Socket, 14 teeth
234024	15772	" " " " Friction Washer
200555X	17313	" " " " Screw
241551	15753	" " Pinion, 28 teeth, with two 200378C
201318E	15753	Hook Bevel Pinion Guard Oil Stop Screw
201082E	15753	" " " " Screw
*249050	-----	" " " " Section (back)
*249051	-----	" " " " " (front)
200378C	15753	" " " Set Screw
249052	15753	Hook Bevel Pinion Guard complete, Nos. 201082E, 201318E, 249050 and 249051
237728	15753	Hook Driving Shaft
235857	15753	" " " Bevel Gear with 200374C and 200396C
237729	15739	Hook Driving Shaft Bevel Gear Housing with 200346C and three 200362C
237730	15739	Hook Driving Shaft Bevel Gear Housing Cap (bottom)
237731	15739	Hook Driving Shaft Bevel Gear Housing Cap (bottom) Gasket
237732	15739	Hook Driving Shaft Bevel Gear Housing Cap (side)
237733	15739	Hook Driving Shaft Bevel Gear Housing Cap (side) Gasket
200053C	15739	Hook Driving Shaft Bevel Gear Housing Cap Screw (4)
201082E	15739	Hook Driving Shaft Bevel Gear Housing Screw (long)
225532	15739	Hook Driving Shaft Bevel Gear Housing Screw (long) Washer
201308E	15739	Hook Driving Shaft Bevel Gear Housing Screw (short)
203637	15739	Hook Driving Shaft Bevel Gear Housing Screw (short) Washer

No.	Plate	Name
200396C	15753	Hook Driving Shaft Bevel Gear Position Screw
200374C	15753	Hook Driving Shaft Bevel Gear Set Screw
237734	15753	" " " Bushing (back)
200362C	15739	" " " " " Set Screw
249053	15753	Hook Driving Shaft Bushing (front)
200338C	15753	" " " " " Set Screw
221743	15753	Hook Driving Shaft Collar with two 200380C
200380C	15753	Hook Driving Shaft Collar Set Screw
241604	17313	" Gib
201376C	17313	" " Hinge Screw
201253F	17313	" " Screw
249054	15772	" Post
249055	-----	" " 249054 with 200555X, 201272C, 221222, 234024, 234065, 234079, 238315, 249049, 249072, two each 200076D and 200959D
249072	15772	Hook Post Oil Packing (wick)
200959D	15772	" " " " " Screw
200017C	15772	" " Screw (2)
203637	15772	" " " Washer (2)
221215	15772	" " Slide
221222	17313	" Washer
249132	17312	Knee Lifter Lifting Lever
200242X	17312	" " " " Hinge Screw
227561	17312	" " " " Spring
200914F	17312	" " " " " Screw
249133	17312	" " " " Stop Finger with 200914F
233390	17312	Knee Lifter Lifting Lever Washer
241574	17322	Knife
200368X	17322	" Adjusting Screw
237932	17322	" Bar
249248	17322	" " Angle Extension
200110D	17322	" " " " Screw (2)
221417	17311	" " Driving Eccentric with 200382C and 200437C
241599	17322	Knife Bar Driving Eccentric Fork with 200029E
200029E	17322	Knife Bar Driving Eccentric Fork Pinch Screw
200437C	17311	Knife Bar Driving Eccentric Position Screw
200382C	17311	Knife Bar Driving Eccentric Set Screw
202891	17322	" " " Shaft Crank with 200694F and 201525E
203244	17322	Knife Bar Driving Shaft Crank Collar with two 200393C

No.	Plate	Name
200393C	17322	Knife Bar Driving Shaft Crank Collar Set Screw
200694F	17322	Knife Bar Driving Shaft Crank Screw Stud
201525E	17322	Knife Bar Driving Shaft Crank Screw Stud Nut
237907	17322	Knife Bar Guide Block
200011D	17322	" " " " Screw (2)
200330C	17317	" " " " Screw
201531E	17317	" " " " Nut
249249	17322	" " Lifting Spring
237960	17322	" " Position Bracket
201387F	17322	" " " " Screw (2)
237961	17322	" " " " Swivel
249258	17322	" Holder with 200368X
200898D	17322	" " Screw (2)
249222	17323	" " Switch-in Handle
201178X	17323	" " " " Hinge Screw
249252	17323	Knife Holder Switch-in Handle Spring
249224	17323	" " " " Lever
201178X	17323	" " " " Hinge Screw
202036	17323	" " " " Stop Pin
249259	17322	" " " " Plate
200076D	17322	" Screw (2)
244039	17322	" Switch-out Handle
200973X	17322	" " " " Hinge Screw
202900	17322	" " " " Spring (spiral)
249226	17317	Needle Bar with 200389C
238251	17317	" " Connecting Link
264718	17317	" " " " Oil Guard
201183D	17317	" " " " " " " Screw
202333	17317	Needle Bar Connecting Link Stud with 202254
202254	17317	Needle Bar Connecting Link Stud Oil Packing (wick)
200374C	17317	Needle Bar Connecting Link Stud Set Screw
200383C	17317	Needle Bar Connecting Link Stud Set Screw
*206891	-----	Needle Bar Connecting Stud
202329	17317	" " " " 206891 with 200086C and 202330
202330	17317	Needle Bar Connecting Stud Oil Packing (wick)
200086C	17317	Needle Bar Connecting Stud Pinch Screw
202692	17317	" " Crank with 200335C, 200374C, 200383C, 200428C and 202333
237737	17317	Needle Bar Crank 202692 with 202329, 202399, 202400, 237762 and 238251
203172	17317	Needle Bar Crank Friction Washer

No.	Plate	Name
200428C	17317	Needle Bar Crank Position Screw
200335C	17317	" " " " Set Screw
237813	17317	" " Rock Frame
249227	17317	" " " " 237813 with 249226
*237794	17311	Needle Bar Rock Frame Driving Eccentric
*237749	17311	Needle Bar Rock Frame Driving Eccentric Body with 443C and 350107C
350107C	17311	Needle Bar Rock Frame Driving Eccentric Body Position Screw
443C	17311	Needle Bar Rock Frame Driving Eccentric Body Set Screw
1103C	17311	Needle Bar Rock Frame Driving Eccentric Regulating Screw
217D	17311	Needle Bar Rock Frame Driving Eccentric Set Screw
7071	17311	Needle Bar Rock Frame Driving Eccentric Set Screw Washer
237750	17311	Needle Bar Rock Frame Driving Eccentric complete, Nos. 217D, 1103C, 7071, 237749 and 237794
237739	17312	Needle Bar Rock Frame Driving Fork Lever with 200029E
200029E	17312	Needle Bar Rock Frame Driving Fork Lever Pinch Screw
237740	17312	Needle Bar Rock Frame Driving Fork Lever Slide Block (two pieces)
210910	17317	Needle Bar Rock Frame Hinge Stud with 202277
202277	17317	Needle Bar Rock Frame Hinge Stud Oil Packing (wick)
200347C	17317	Needle Bar Rock Frame Hinge Stud Set Screw
237815	17317	Needle Bar Rock Frame Position Bracket with 200330C and 201531E
350129E	17317	Needle Bar Rock Frame Position Bracket Screw (2)
202667	17312	Needle Bar Rock Frame Rock Shaft
210978	17312	" " " " " " " 202667 with 200387C and 210920
202668	17312	Needle Bar Rock Frame Slide Block
210920	17312	" " " " " " " 202668 with 201141C
201141C	17312	Needle Bar Rock Frame Slide Block Screw Stud
200387C	17312	Needle Bar Rock Frame Slide Block Screw Stud Set Screw
200389C	17317	Needle Set Screw
207072	17315	Presser Bar Bushing (2)
200352C	17315	" " " " Set Screw (2)
202671	17315	" " Lifter

From the Library of Diamond Needle Corp

No.	Plate	Name
200653C	17315	Presser Bar Lifter Hinge Screw
207963	17315	" " Lifting Releasing Lever Bracket
200975F	17315	Presser Bar Lifting Releasing Lever Bracket Guide Screw
206608	17315	Presser Bar Lifting Releasing Lever Bracket Spring
249250	17315	Presser Bar Position Guide
202338	17315	" " " " Lever with 200086F
200086F	17315	Presser Bar Position Guide Lever Pinch Screw
200352C	17315	Presser Bar Position Guide Set Screw
237836	17312	" " Spring (flat)
210949	17315	" " " " Bracket with 200086C
200086C	17315	Presser Bar Spring Bracket Pinch Screw
350346C	17312	Presser Bar Spring Regulating Screw
200948F	17312	" " " Support Screw
201997	17315	Roller Presser, 1 in. diam., 5/32 in. face (fine) with 1528J, 201699C, 350104C and twenty-eight 206417
249056	17315	Roller Presser Arm
249057	17315	" " " 249056 with 201997
233807	17315	" " " Bracket
235088	17315	" " " " Position Collar with 200362C
200117F	17315	Roller Presser Arm Bracket Position Collar Position Screw
200362C	17315	Roller Presser Arm Bracket Position Collar Set Screw
202558	17315	Roller Presser Arm Bracket Spring
202559	17315	" " " " " Stop
200141F	17315	" " " " " " " " Screw
200096D	17315	Roller Presser Arm Screw
206417	17315	" " Ball, 1/16 in. diameter
201699C	17315	" " " Cone
202557	17315	" " Bar
350104C	17315	" " Hinge Screw
1528J	17315	" " " " Nut
249058	17315	Roller Presser and Bar complete, Nos. 200096D, 200117F, 202557 to 202559, 233807, 235088, 249057 and two 200141F
237762	17317	Take-up Lever
202399	17317	" " Driving Stud with 202277
202277	17317	" " " " Oil Packing (wick)
202400	17317	Take-up Lever Hinge Stud with 202423

No.	Plate	Name
202423	17317	Take-up Lever Hinge Stud Oil Packing (wick)
200383C	17317	Take-up Lever Hinge Stud Set Screw
202401	17315	" " Oiling Felt
200132E	17315	" " " " Screw
244048	17314	Tension Disc (back)
244049	17314	" " (front)
235072	17314	" Release Plunger
244061	17314	" " Washer
223438	17314	" Spring
263106	17314	" " Washer
200625F	17314	" Stud with 204925
200061C	17314	" " Set Screw
204925	17314	" " Washer
201572X	17314	" Thumb Nut
240358	17314	Tension complete, Nos. 200625F, 201572X, 202410, 223438, 244048, 244049, 244061 and 263106
202410	17314	Thread Controller Spring
241443	17314	" " " Stop
200132E	17314	" " " " Screw
210955	17314	" Guide
202412	17311	" " (top of Arm)
200582X	17314	" " Screw (2)
241755	15774	" Lubricator Oil Pad (felt)
237845	15774	" " " " Holder
240439	15774	" " " " Retainer
241758	15774	" " " Reservoir
241759	15774	" " " Wick
350432XC	15774	" " Screw
201650X	15774	" " " Nut
214838	15774	" " " Washer
237846	15774	Thread Lubricator complete, Nos. 214838, 237845, 240439, 241755, 241758 and 241759
240034	17314	Thread Retainer
210956	17314	" " Bracket with 200397X
200582X	17314	" " " Screw (2)
200366X	17314	" " Set Screw
210993	17314	" " Sleeve
223844	17314	" " Spring
210957	17314	" " Stud
210958	17314	" " " Collar
200397X	17314	" " " Set Screw
210959	17314	Thread Retainer (lower) complete, Nos. 210956 to 210958, 210993 and 223844
249242	17320	Throat Plate Body
249234	17320	" " Knife Follower, trims oppo- site the needle and .040, .050 and .060 in. to right of seam
350264E	17320	Throat Plate Knife Follower Screw

No.	Plate	Name
249241	17320	Throat Plate Knife Follower Spring
249129	17320	" " " " " "
		Block
200587D	17320	Throat Plate Knife Follower Spring Block Screw
249236	17320	Throat Plate Needle Plate, 56 elongated needle hole, for needle sizes 12 and 13, trims opposite the needle and .040, .050 and .060 in. to right of seam
200587D	17320	Throat Plate Needle Plate Screw
249244	17320	Throat Plate complete, 56 elongated needle hole, for needle sizes 12 and 13, trims opposite the needle and .040, .050 and .060 in. to right of seam, Nos. 249129, 249234, 249236, 249241, 249242, 350264E and three 200587D
200099X	17320	Throat Plate Screw (2)
249066	17312	Vertical Shaft
237745	17312	" " Bevel Gear (lower)
205508	17312	" " " " " Position Pin
235857	17312	Vertical Shaft Bevel Gear (upper) with 200374C and 200396C
200396C	17312	Vertical Shaft Bevel Gear (upper) Position Screw
200374C	17312	Vertical Shaft Bevel Gear (upper) Set Screw
237734	17312	Vertical Shaft Bushing (lower)
200346C	15739	" " " " Set Screw
237746	17312	" " " (upper)
200362C	17312	" " " " Set Screw
237747	17311	" " Driving Gear with 200374C and 200396C
200396C	17311	Vertical Shaft Driving Gear Position Screw
200374C	17311	Vertical Shaft Driving Gear Set Screw
249067	17312	" " Oil Leader (lower) (brass)
237755	17311	" " " " (upper) (brass)

ACCESSORIES

No.	Plate	Name
233939	17313	Bobbin (2)
228288	15751	Drip Pan with four 3/4 in. wire nails
238632	15753	Feed Wheel Driving Pinion Spacing Washer (2)
241574	17318	Knife (3)
41400	15757	Machine Rest Pin (wood)
16 x 4	----	Needles, three each, sizes 12 and 13
120342	15757	Oiler (copper plated) with 120343
120343	15757	" Spout (3-1/2 in. long)
4822	15757	Roller Presser Hinge Screw Nut Wrench
225498	15757	Screw Driver (7-1/4 in. long)
228476	15757	" " (Bobbin Case)
225554	15757	Wrench (steel)

BOBBIN WINDER

(SWINGING AUTOMATIC, RIGHT HAND)
FOR 5/16 INCH ROUND BELT DRIVE

259428	16615	Brake (leather)
259429	16615	" Clamp
200113F	16615	" " Screw
225453	16615	Frame with 202277 and 259660
225454	16615	" Hinge Pin
202277	16615	" Oil Packing (wick)
259660	16615	" " Well Washer
225455	16615	" Spring
225456	16615	" " Plunger
225368	16615	Pulley with 200380C
200380C	16615	" Set Screw
225381	16615	Spindle
225444	16615	Stop Latch
200056E	16615	" " Screw
225458	16615	" " Thumb Lever
225459	16615	" " " " Hinge Stud
225459	16615	" " " " Joint Stud
202478	16615	" " Trip Lever
200299X	16615	" " " " Hinge Screw
225461	16615	Tension Bracket with 201499X
200082C	16615	" " Screw
228026	16615	" " " Washer

ACCESSORIES

No.	Plate	Name
2102	16615	Tension Disc
13710	16615	" Spring
201499X	16615	" Stud
201572X	16615	" " Thumb Nut
225462	16615	Bobbin Winder Tension Bracket complete, Nos. 13710, 201572X, 225461 and two 2102
259430	16615	Bobbin Winder and Tension Bracket Base
259431	16615	Universal Bobbin Winder complete, Nos. 200056E, 200082D, 200113F, 200299X, 202478, 225368, 225381, 225444, 225453 to 225456, 225458, 225462, 228026, 259428 to 259430, two each 225459 and wood screws 3/4 in., No. 12, R. H. B.

Note: Bobbin Winder 259431 is furnished with this Machine unless Bobbin Winder 259462 is specified on order.

KNEE LIFTER

2763	17321	Rock Shaft
7539	17321	" " Hanger with two wood screws 1 in., No. 10
228364	17321	Rock Shaft Knee Plate with 350231C
228318	17321	" " " " Arm
228685	17321	" " " " Bracket with two 356C
356C	17321	Rock Shaft Knee Plate Arm Bracket Set Screw
228686	17321	Rock Shaft Knee Plate Arm Counter Balance Spring
356C	17321	Rock Shaft Knee Plate Arm Set Screw
150668	17321	" " " " Pad (rubber)
350231C	17321	" " " " Set Screw
6337	17321	" " Lifting Bracket with two 356C
39811	17321	Rock Shaft Lifting Bracket Extension with 39576
356C	17321	Rock Shaft Lifting Bracket Extension Set Screw
356C	17321	Rock Shaft Lifting Bracket Set Screw
227676	17321	" " " Chain, 18 in. long, with 202784
39576	17321	Rock Shaft Lifting Chain Hook (lower)
202784	17321	" " " " " (upper)
2770	17321	" " Stop Dog with 140219C

ACCESSORIES

No.	Plate	Name
140219C	17321	Rock Shaft Stop Dog Set Screw
228687	17321	Knee Lifter Rock Shaft complete, Nos. 2763, 2770, 6337, 39811, 150668, 227676, 228318, 228364, 228685, 228686 and two 7539

FEED GEARS

249020	15739	Feed Wheel Driving Gear (for 12 stitches)
249021	15739	Feed Wheel Driving Gear (for 13 stitches)
249022	15739	Feed Wheel Driving Gear (for 14 stitches)
249023	15739	Feed Wheel Driving Gear (for 15 stitches)
249024	15739	Feed Wheel Driving Gear (for 16 stitches)
249025	15739	Feed Wheel Driving Gear (for 17 stitches)
249026	15739	Feed Wheel Driving Gear (for 18 stitches)
249027	15739	Feed Wheel Driving Gear (for 19 stitches)
249028	15739	Feed Wheel Driving Gear (for 20 stitches)
238641	15739	Feed Wheel Driving Gear (for 21 stitches)
249029	15739	Feed Wheel Driving Gear (for 23 stitches)
238642	15739	Feed Wheel Driving Gear (for 24 stitches)
238605	15739	Feed Wheel Driving Gear (for 26 stitches)
238606	15739	Feed Wheel Driving Gear (for 29 stitches)
238607	15739	Feed Wheel Driving Gear (for 32 stitches)
249034	15753	Feed Wheel Driving Pinion (for 12 stitches)
249035	15753	Feed Wheel Driving Pinion (for 13 stitches)
249036	15753	Feed Wheel Driving Pinion (for 14 stitches)
249037	15753	Feed Wheel Driving Pinion (for 15 stitches)
249038	15753	Feed Wheel Driving Pinion (for 16 stitches)

FEED GEARS

No.	Plate	Name
249039	15753	Feed Wheel Driving Pinion (for 17 stitches)
249040	15753	Feed Wheel Driving Pinion (for 18 stitches)
249041	15753	Feed Wheel Driving Pinion (for 19 stitches)
249042	15753	Feed Wheel Driving Pinion (for 20 stitches)
238655	15753	Feed Wheel Driving Pinion (for 21 stitches)
249043	15753	Feed Wheel Driving Pinion (for 23 stitches)
238656	15753	Feed Wheel Driving Pinion (for 24 stitches)
238618	15753	Feed Wheel Driving Pinion (for 26 stitches)
238619	15753	Feed Wheel Driving Pinion (for 29 stitches)
238620	15753	Feed Wheel Driving Pinion (for 32 stitches)

FEED WHEELS

249008	15759	Feed Wheel
249060	15759	" " 249008 with 249062 and three 229D
249063	15759	Feed Wheel (fine knurl)
249064	15759	" " (medium knurl)
249065	15759	" " (coarse knurl)
249062	15759	" " Bevel Gear
229D	15759	" " " " Screw

HONING DEVICE

259418	17020	Base with two 260772
259419	17020	" 259418 with 674D, 721D, 259274 to 259277, 350373X, 350413C and 350425C
350425C	17020	Knife Clamping Screw
259270	17020	" Hone
259271	17020	" " Clamp
215057	17020	" " " Position Pin
200466X	17020	" " " Thumb Screw
259272	17020	" " Holder with two 215057

HONING DEVICE

No.	Plate	Name
259273	17020	Knife Hone Holder 259272 with 259270, two each 200466X and 259271
259274	17020	Knife Hone Holder Guide
259275	17020	" " " " Collar
721D	17020	" " " " " Set Screw
259276	17020	" " " " " Yoke
674D	17020	" " " " " " Hinge Screw
259277	17020	Knife Hone Holder Guide Collar Yoke Hinge Screw Bushing
350413C	17020	Knife Hone Holder Guide Collar Yoke Hinge Screw Bushing Set Screw
350373X	17020	Knife Hone Holder Guide Thumb Set Screw
260772	17020	Knife Position Pin
259420	17020	Honing Device (for trimming knives with pilot) complete, Nos. 259273, 259419 and Form 2467W

KNIFE THROW-OUT DEVICE

237830	17324	Knee Lifter Lifting Lever with 201842 and 228026
237831	17324	Knife Throw-out Bracket with 200025C
200025C	17324	" " " " Pinch Screw
201816	17324	" " " " Roller
201808	17324	" " " " 201816 with 200825C
201842	17324	Knife Throw-out Roller 201808 with 201528X
200825C	17324	Knife Throw-out Roller Screw Stud
201528X	17324	" " " " " " Nut
228026	17324	" " " " " " Washer
237833	17324	Knife Throw-out Device complete, Nos. 237830 and 237831

PARTS REQUIRED TO USE 237833

KNIFE THROW-OUT DEVICE

208490	17324	Knee Lifter Connection Lever
200262X	17324	" " " " Hinge Screw
234019	17324	Knee Lifter Connection Lever Lifting Rod with 202302

From the library of the Diamond Needle Co.

No.	Plate	Name
202302	17324	Knee Lifter Connection Lever Lifting Rod Cotter Pin
200262X	17324	Knife Lifter Lifting Lever Hinge Screw

THROAT PLATES

FOR MACHINE No. 136w103

249242	17320	Throat Plate Body
249229	17320	" " Knife Follower, trims back of the needle and .015, .025 and .035 in. to right of seam
350264E	17320	Throat Plate Knife Follower Screw
249241	17320	" " " " Spring
249231	17320	" " " " " Block
200587D	17320	" " " " " " Screw
249232	17320	Throat Plate Needle Plate, 56 elongated needle hole, for needle sizes 12 and 13, trims back of the needle and .015, .025 and .035 in. to right of seam
200587D	17320	Throat Plate Needle Plate Screw
249243	17320	Throat Plate complete, 56 elongated needle hole, for needle sizes 12 and 13, trims back of the needle and .015, .025 and .035 in. to right of seam, Nos. 249229, 249231, 249232, 249241, 249242, 350264E and three 200587D
249234	17320	Throat Plate Knife Follower, trims opposite the needle and .040, .050 and .060 in. to right of seam
249129	17320	Throat Plate Knife Follower Spring Block
249236	17320	Throat Plate Needle Plate, 56 elongated needle hole, for needle sizes 12 and 13, trims opposite the needle and .040, .050 and .060 in. to right of seam
249244	17320	Throat Plate complete, 56 elongated needle hole, for needle sizes 12 and 13, trims opposite the needle and .040, .050 and .060 in. to right of seam, Nos. 249129, 249234, 249236, 249241, 249242, 350264E and three 200587D
249238	17320	Throat Plate Needle Plate, 53 elongated needle hole, for needle sizes 14 and 15, trims opposite the needle and .050 in. to right of seam

No.	Plate	Name
249245	17320	Throat Plate complete, 53 elongated needle hole, for needle sizes 14 and 15, trims opposite the needle and .050 in. to right of seam, Nos. 249129, 249234, 249238, 249241, 249242, 350264E and three 200587D

WOOD BASE

(OBLIQUE)

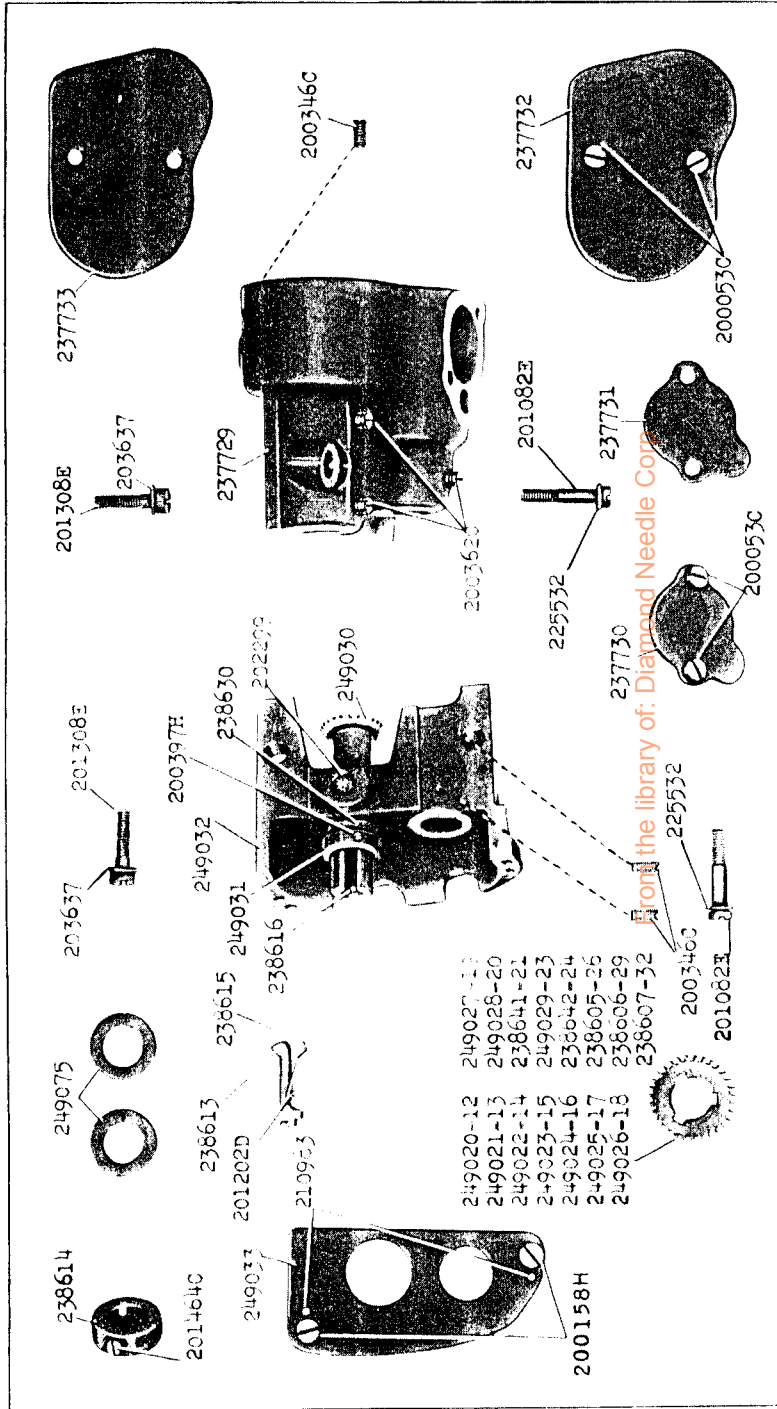
202259	-----	Bed Hinge Plate
227493	15751	" " " 202259 with two wood screws 7/8 in., No. 12H
225589	15751	Machine Cushion (leather)
228357	15751	Wood Base with two 227493, four 225589 and eight wood screws 1-1/2 in., No. 7

**SINGER Needles should be used
in SINGER Machines
These Needles and their Containers
are marked with the
Company's Trade Mark "SIMANCO."**** 1

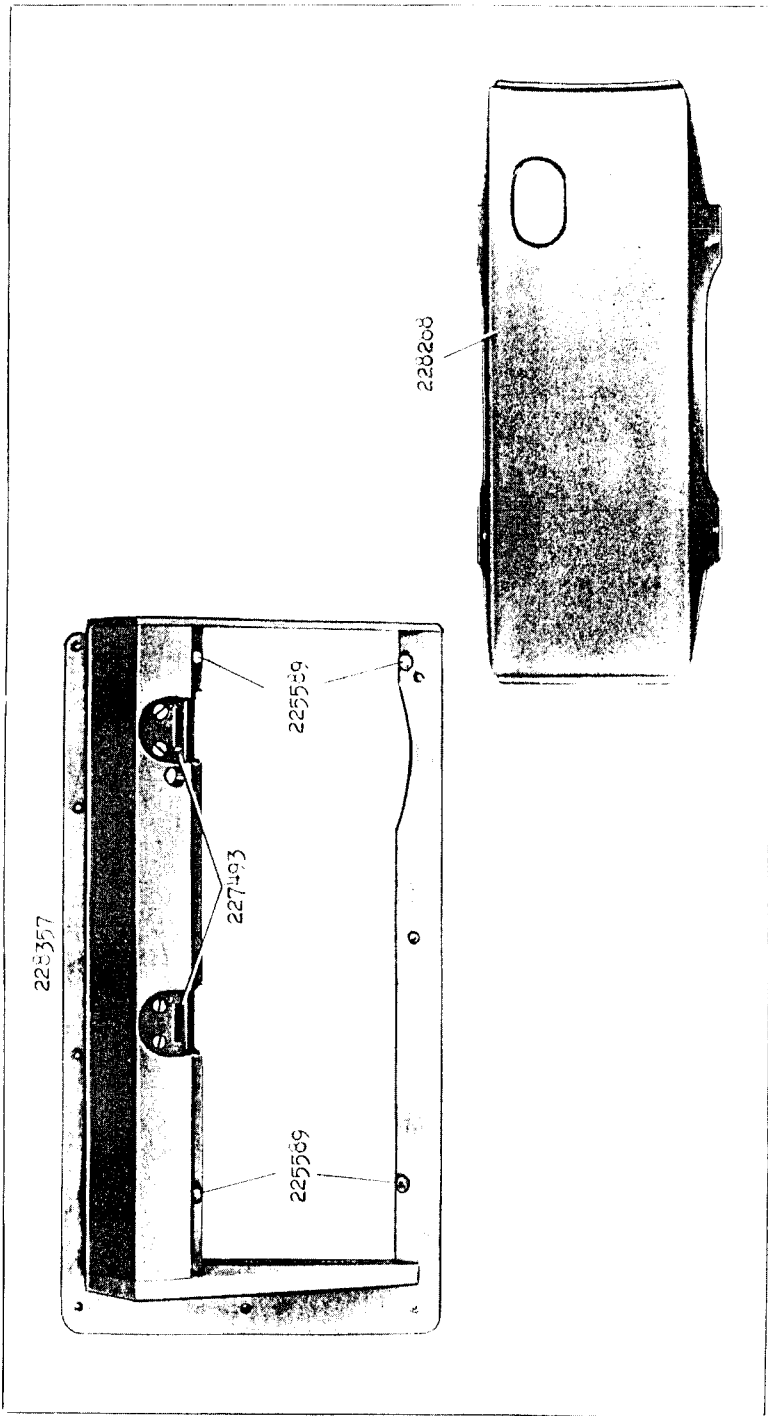
**Needles in Containers marked
"FOR SINGER MACHINES"
are NOT SINGER made needles.** 2

SINGER Needles should be used
 in SINGER Machines
 These Needles and their Containers
 are marked with the
 Company's Trade Mark "SIMANCO.**" 1

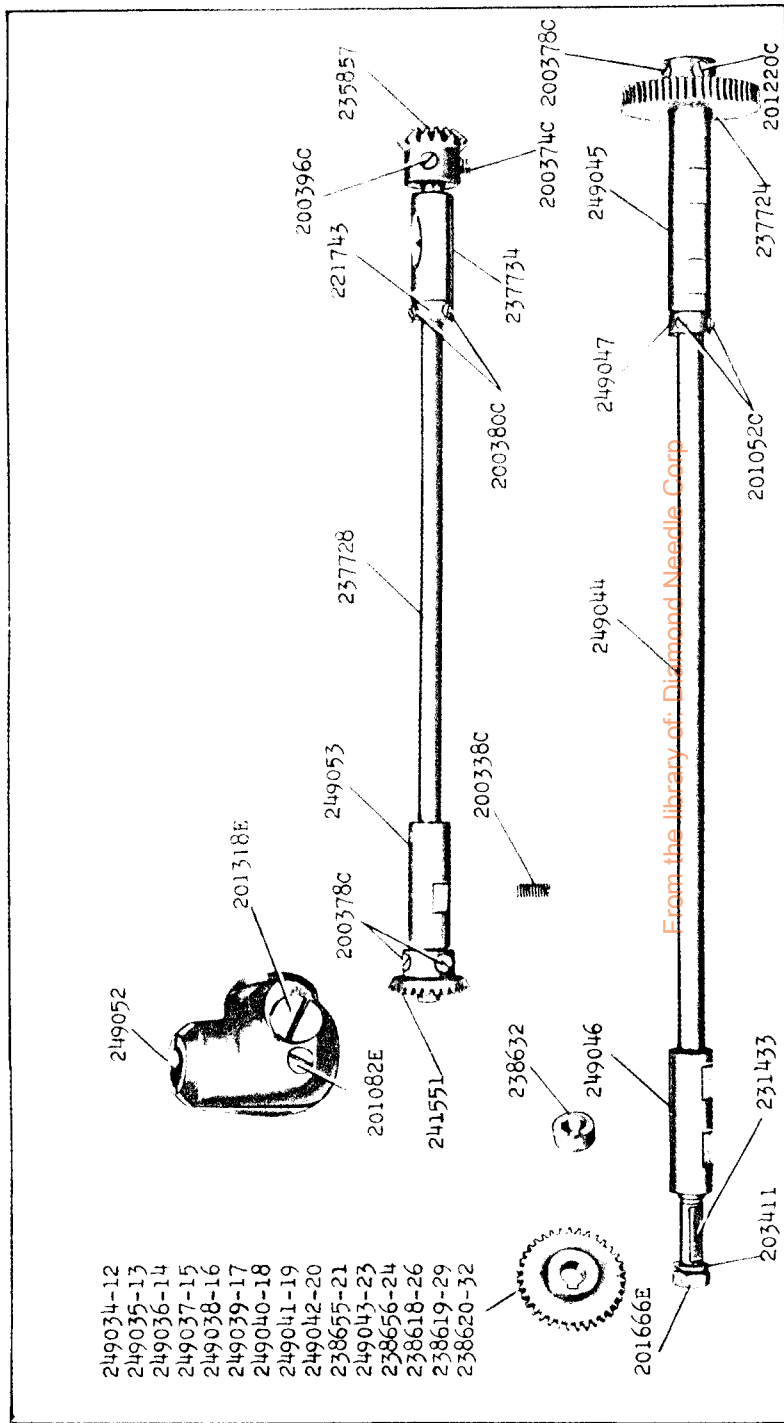
Needles in Containers marked
 "FOR SINGER MACHINES"
 are NOT SINGER made needles. 2




15751 - 1/6



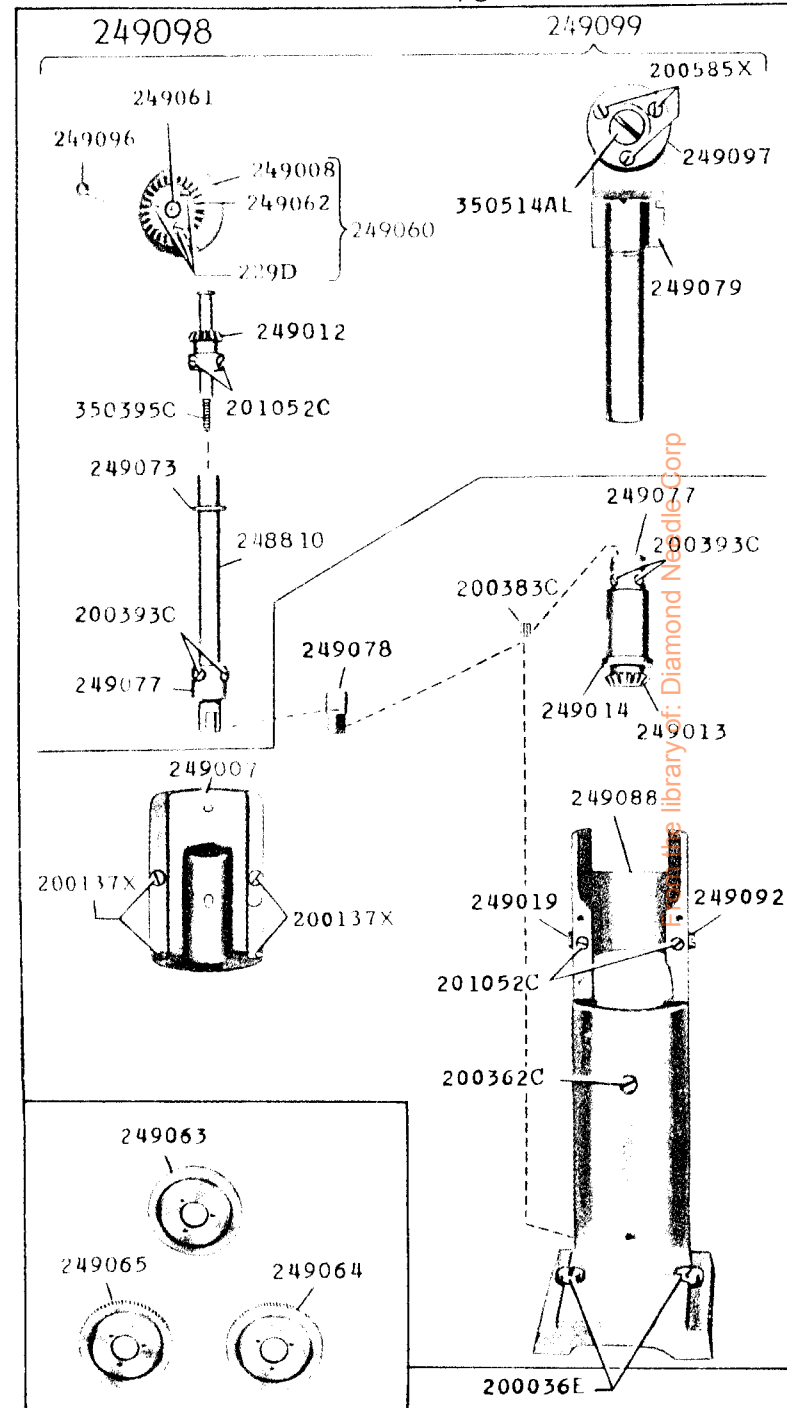
15753 - 3/8

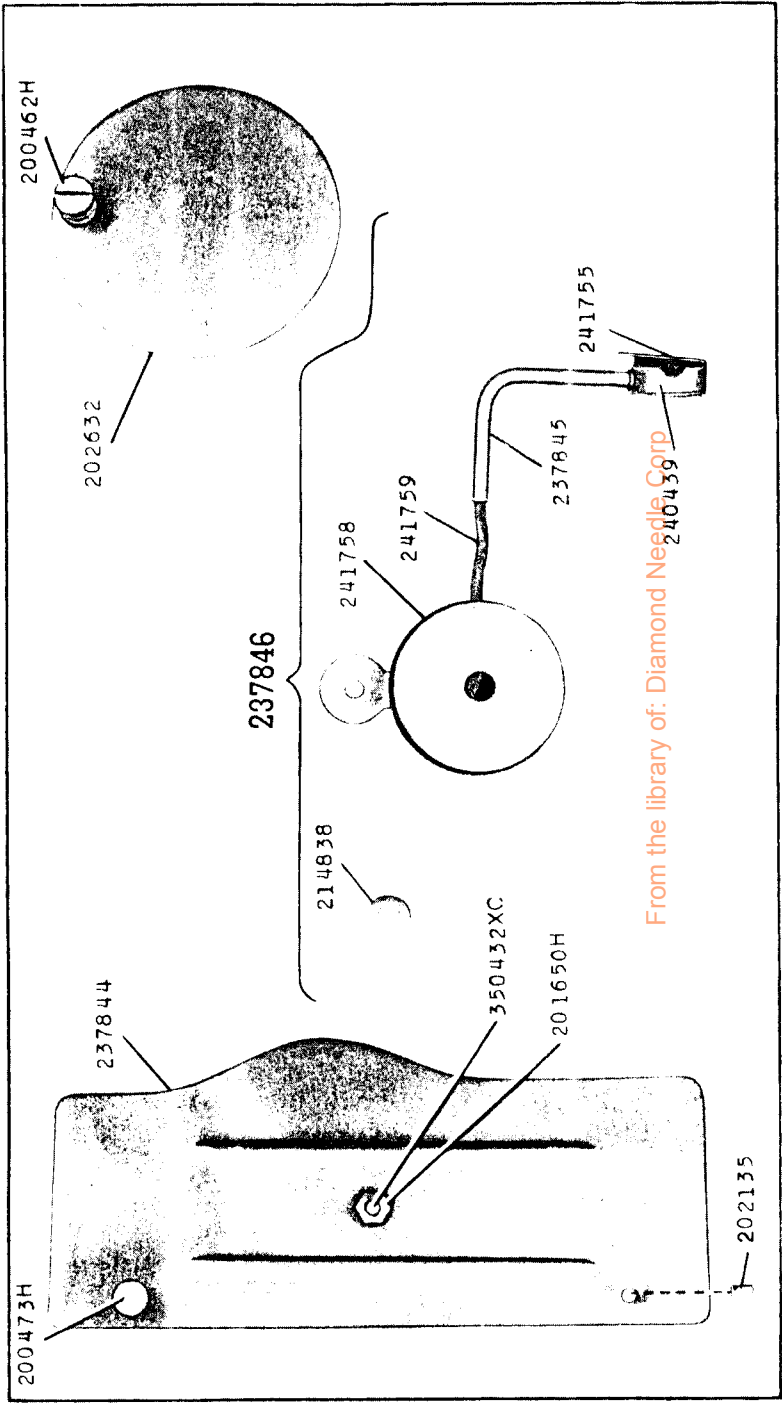
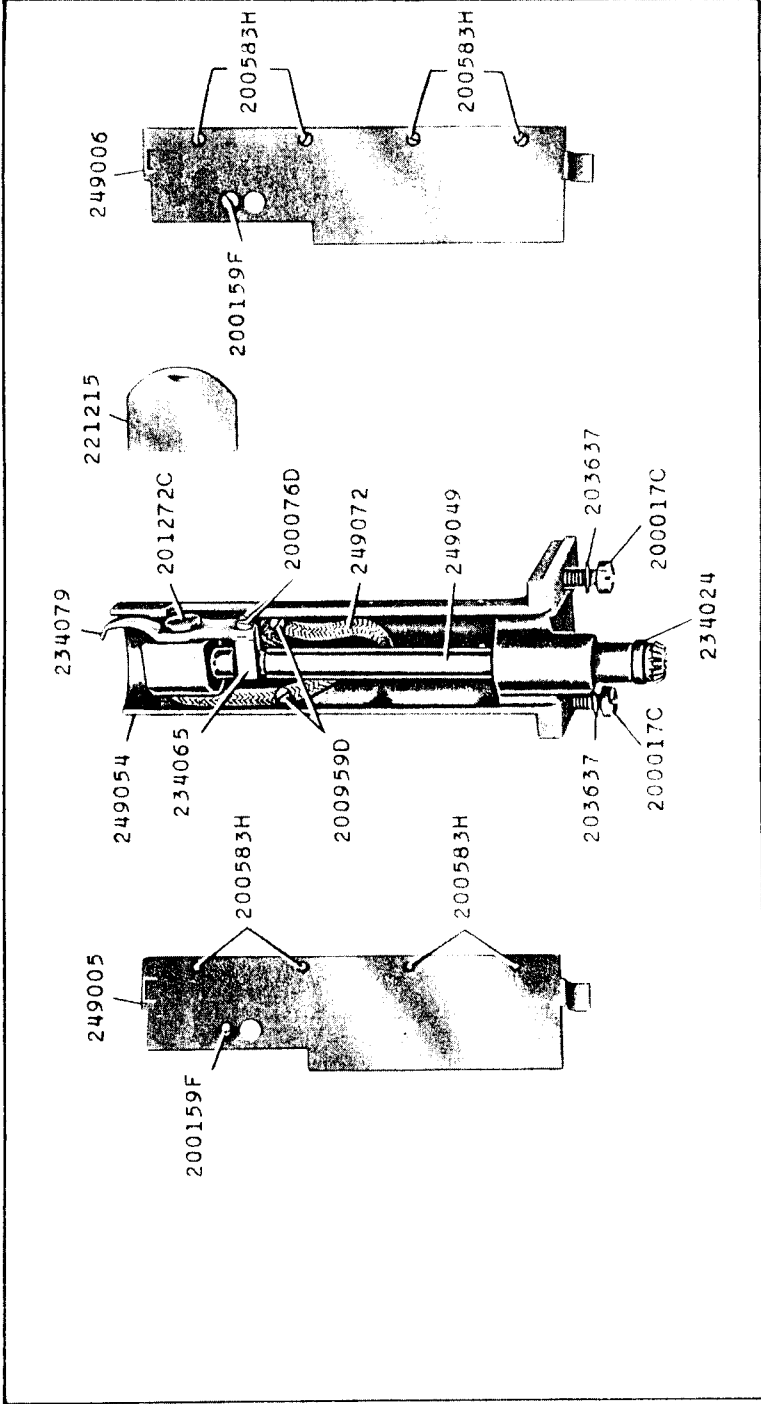


15757 - 1/2



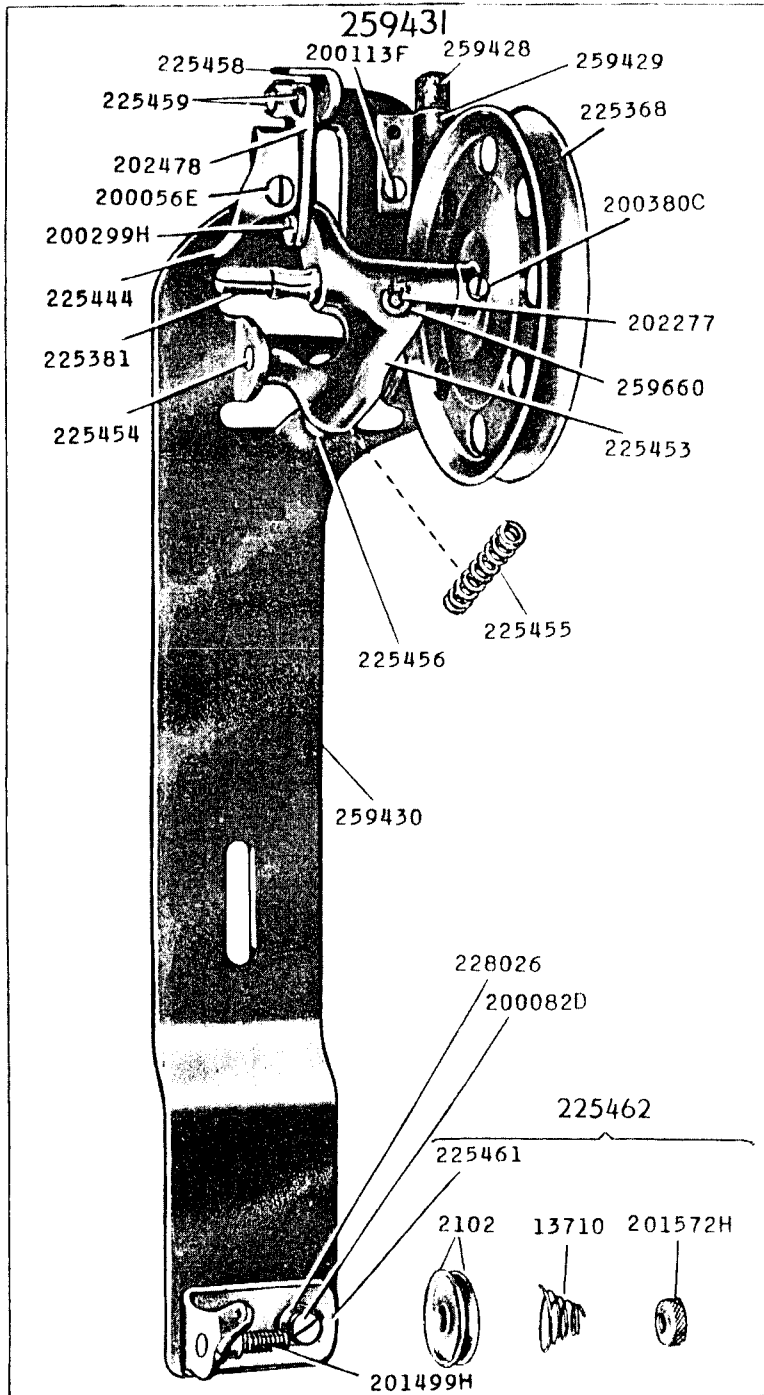
15759 - 1/3





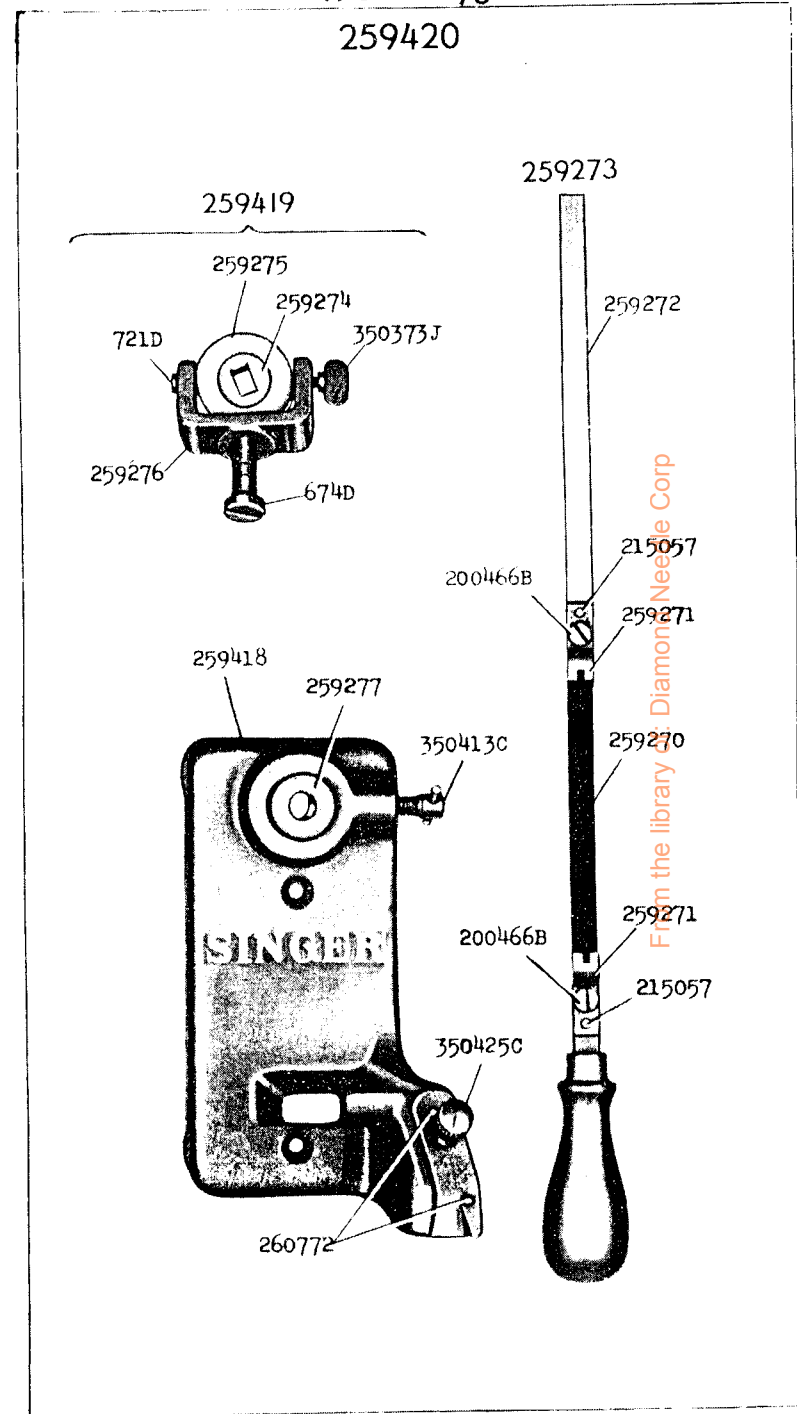
16615 - 1/2

259431

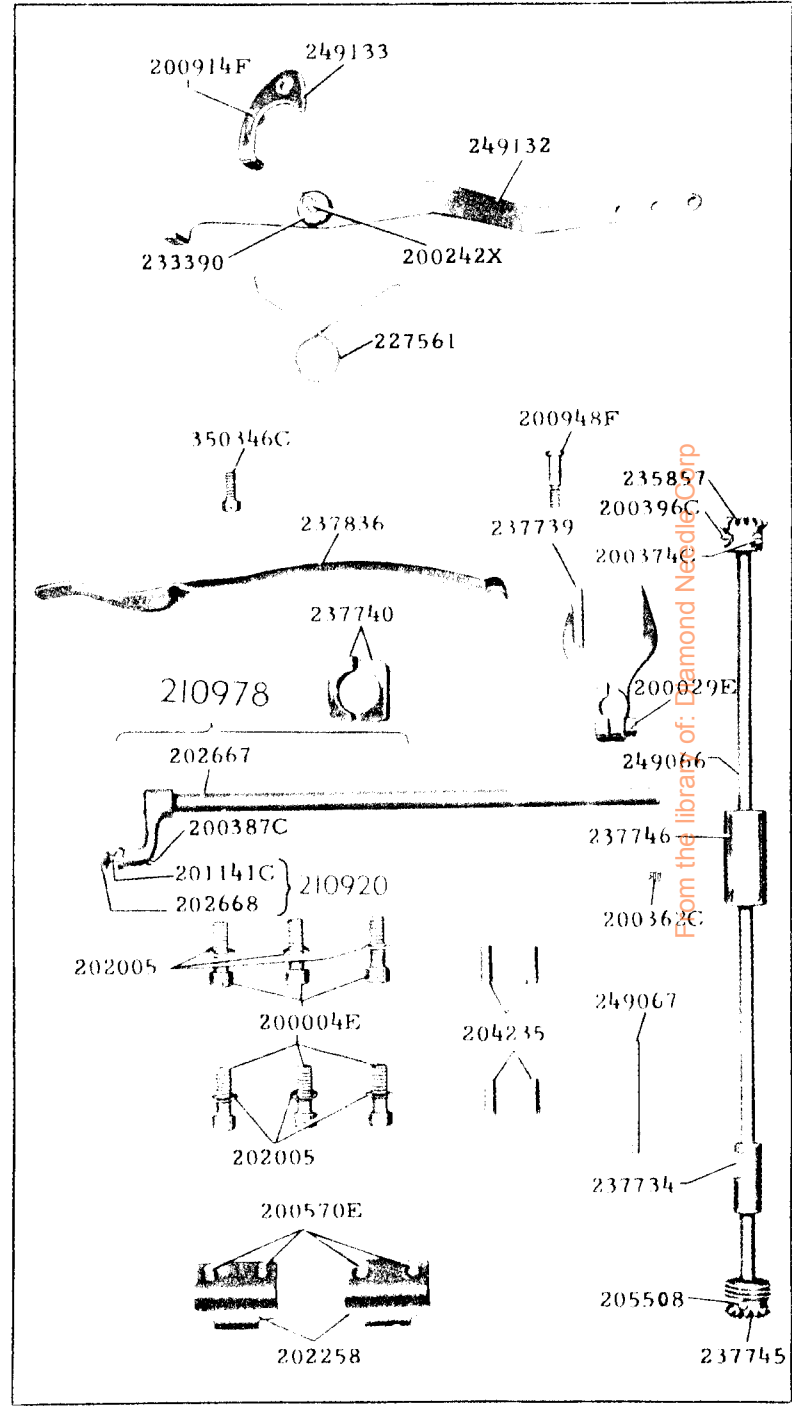
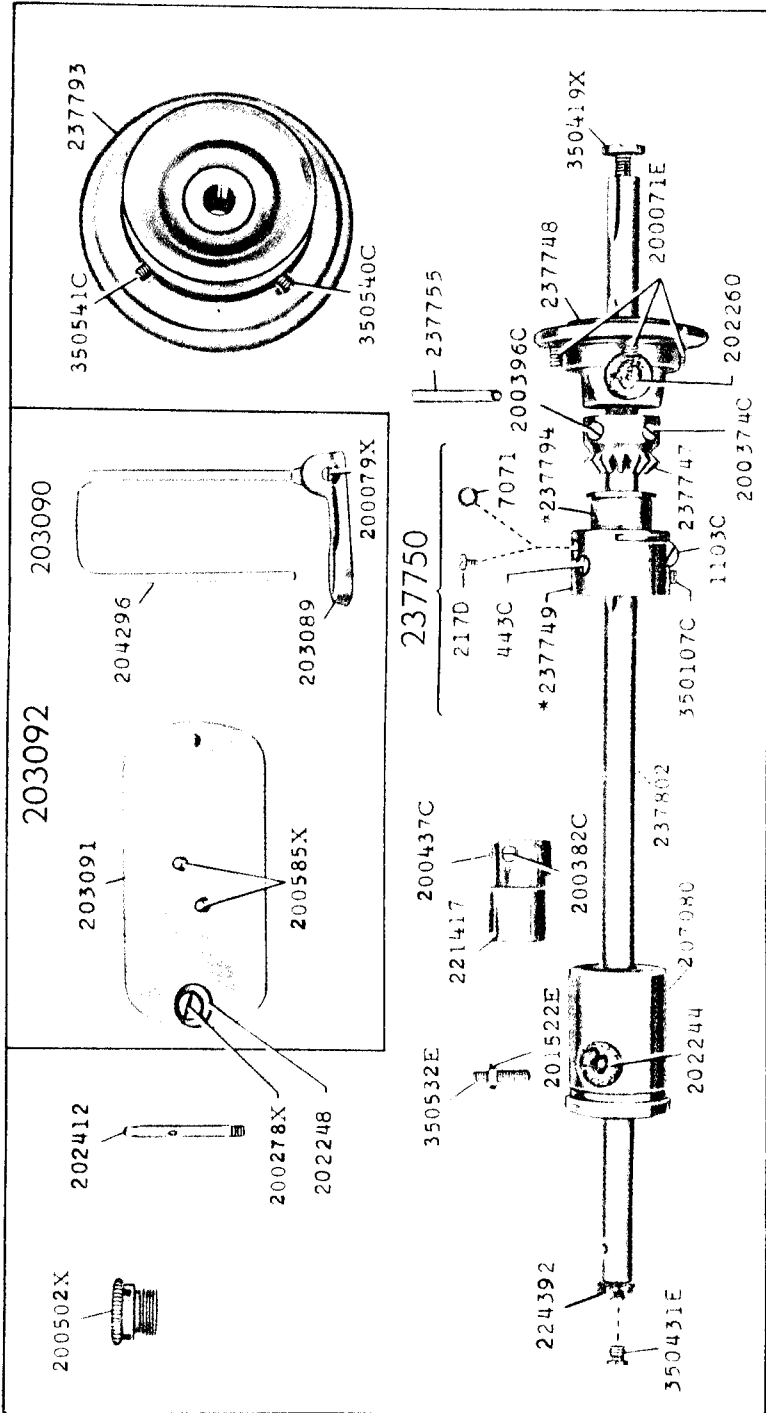


17020 - 3/8

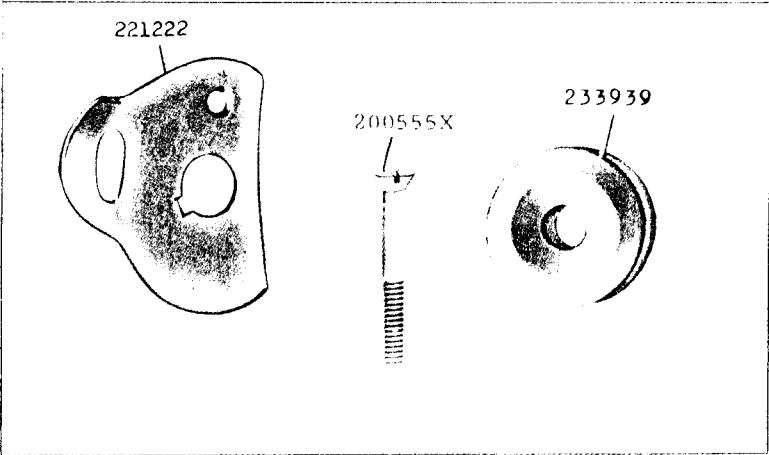
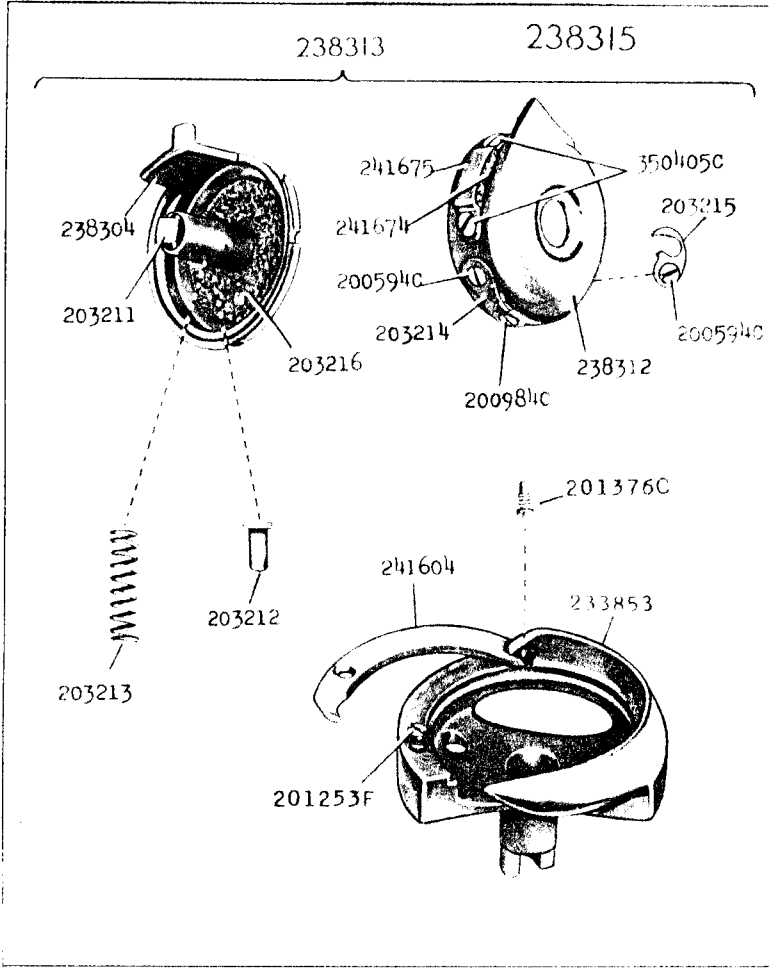
259420



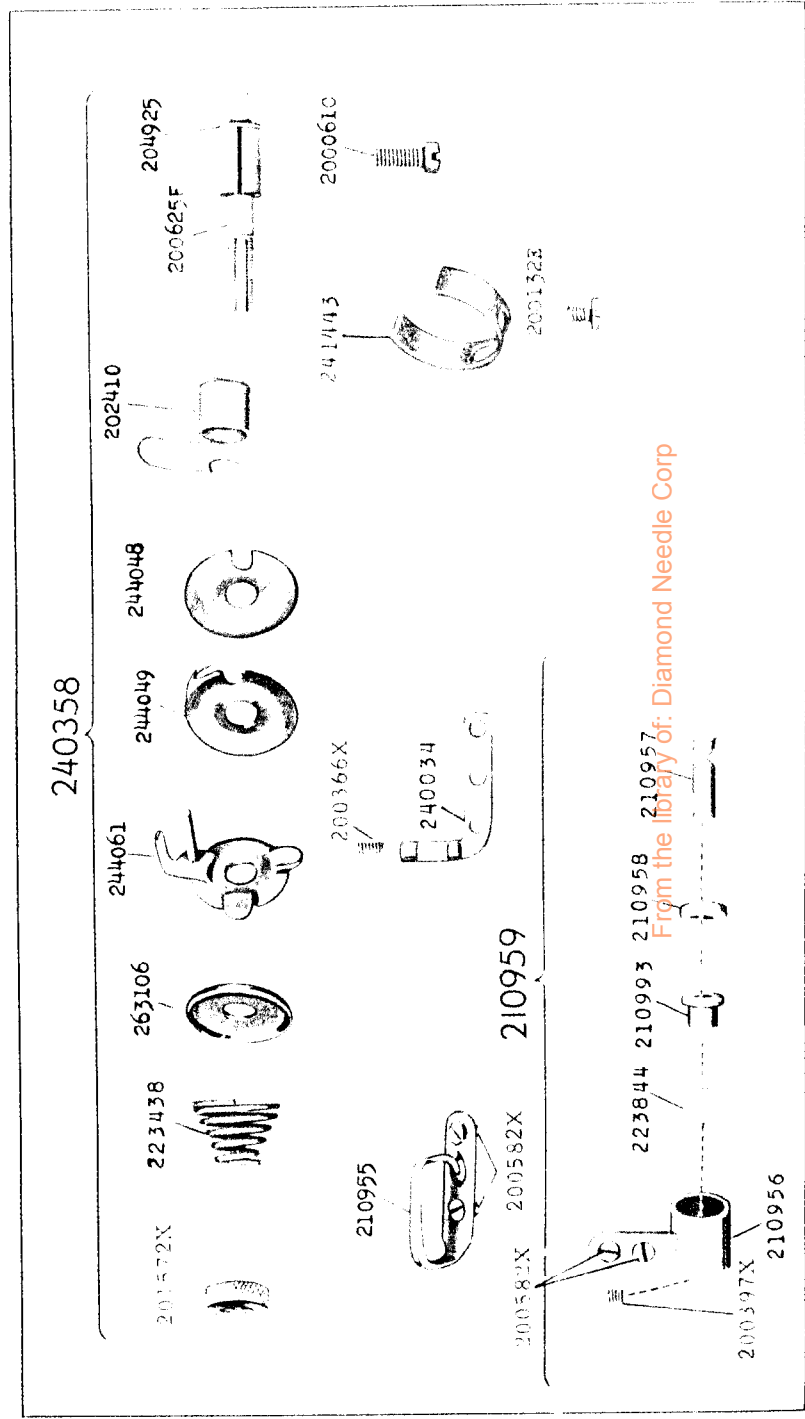
From the library of Diamond Needle Corp



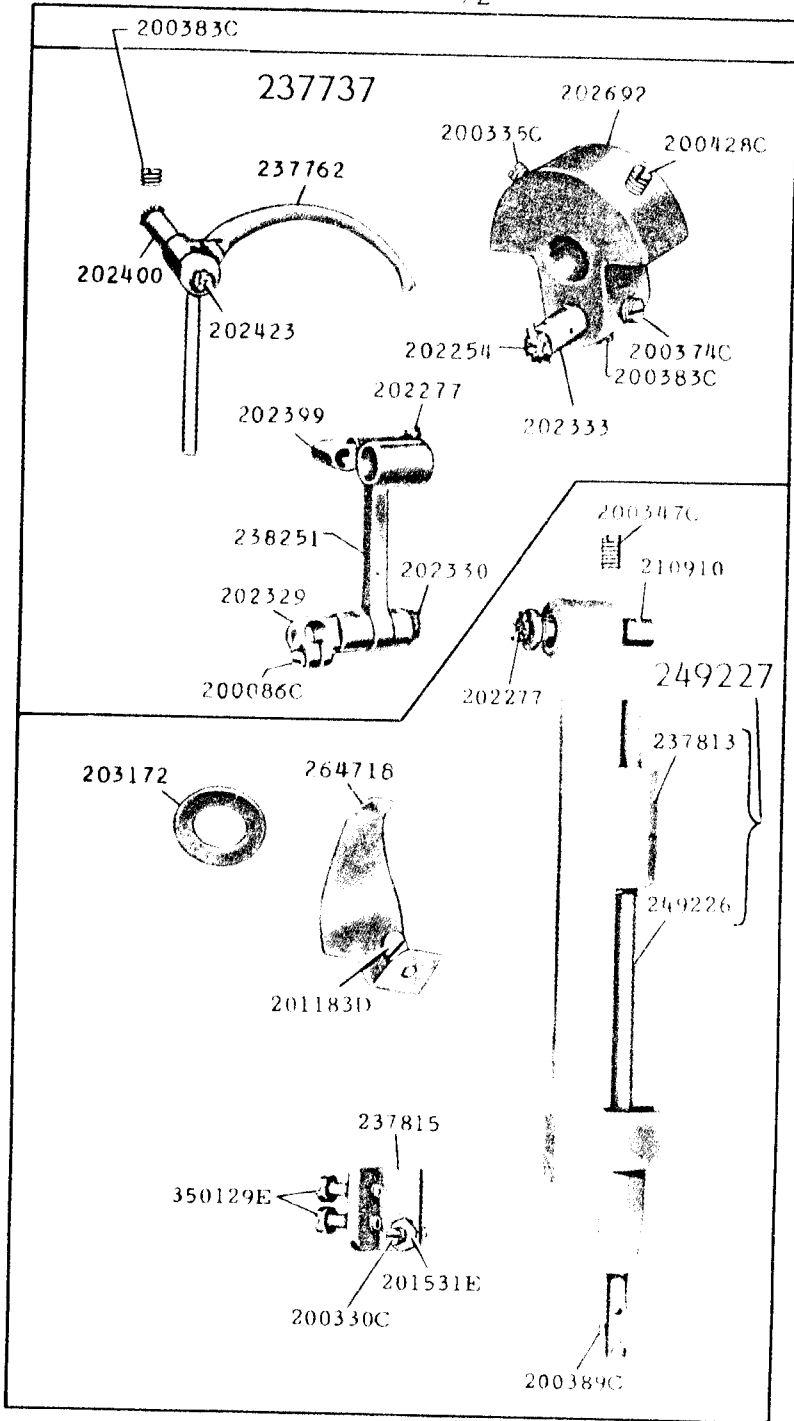
17313



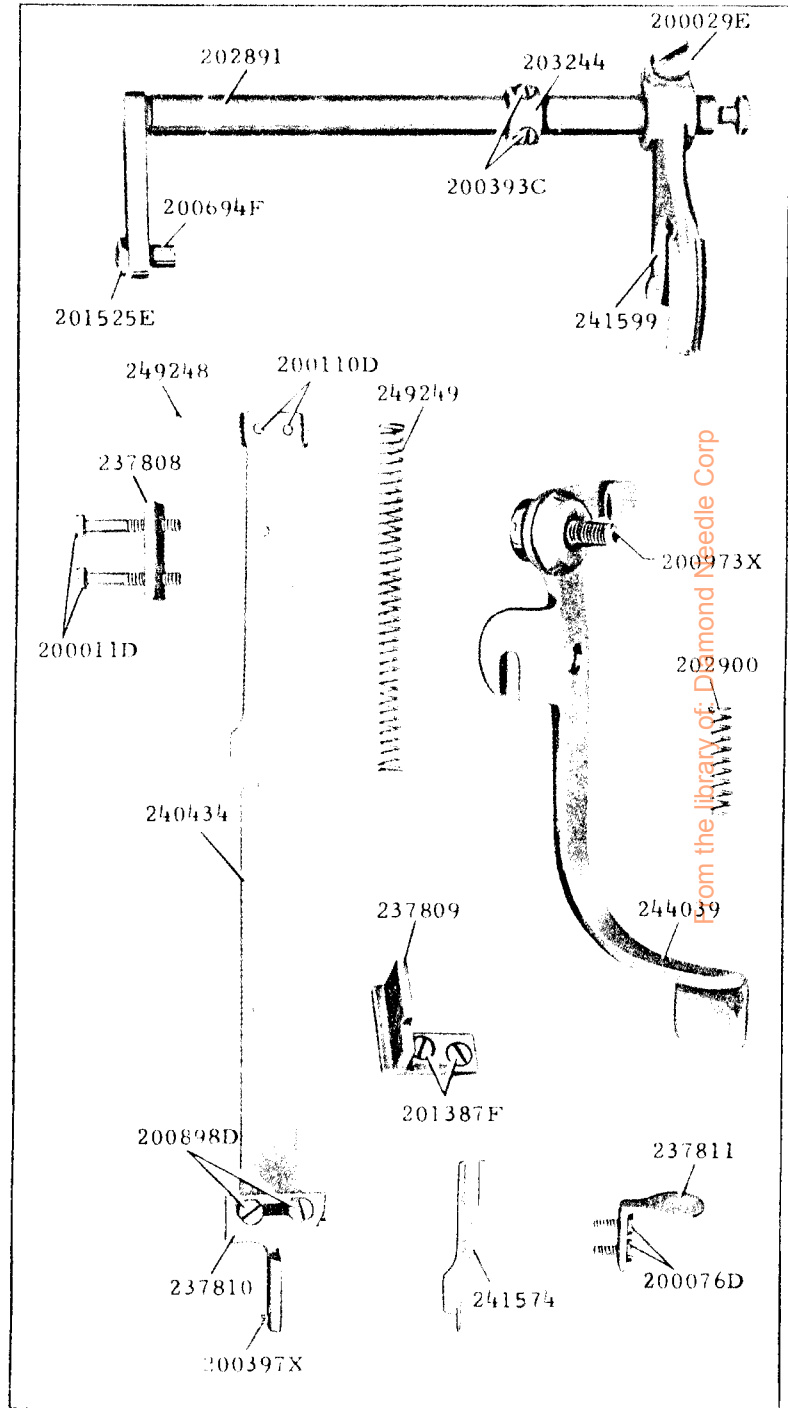
17314 - 2/3



17317 - 1/2

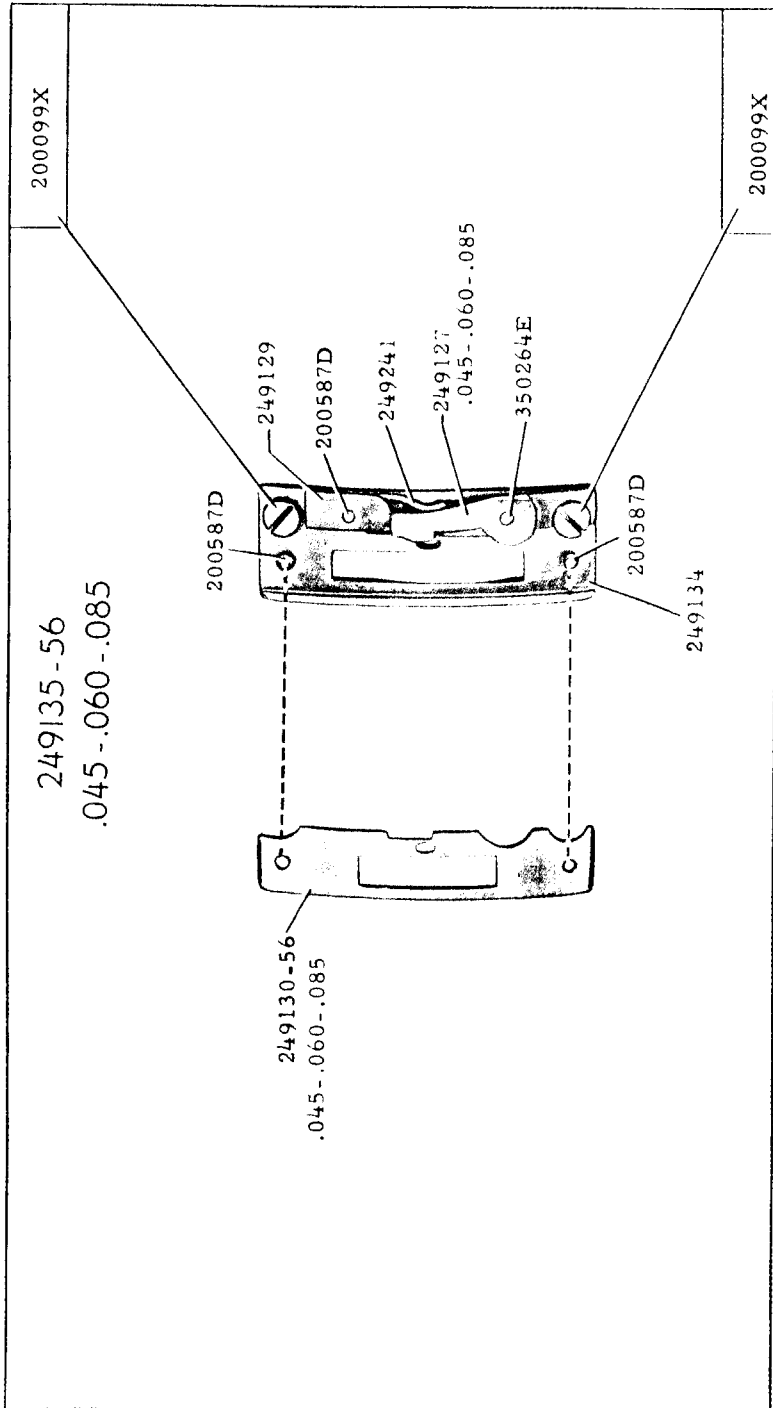


17318 - 1/2

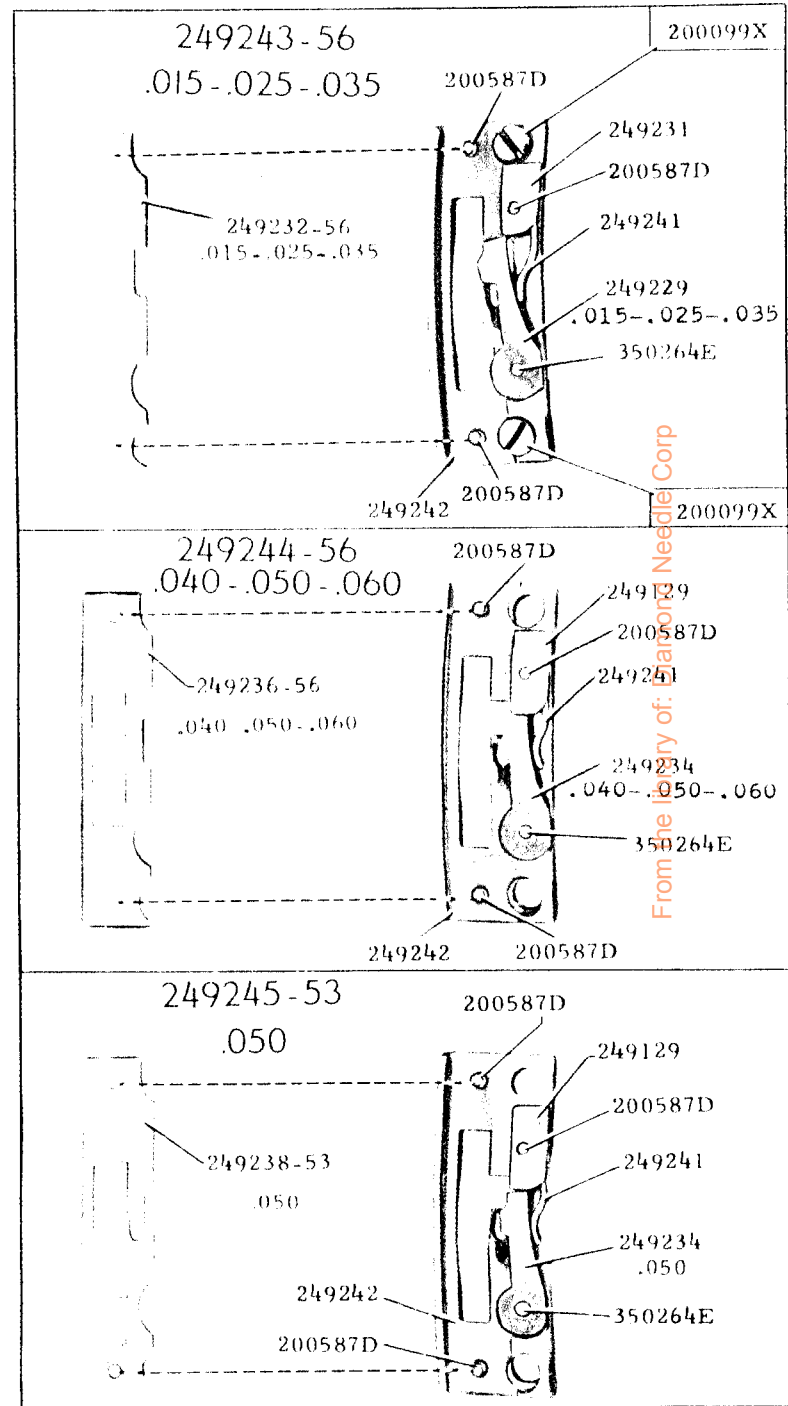


From the library of Diamond Needle Corp

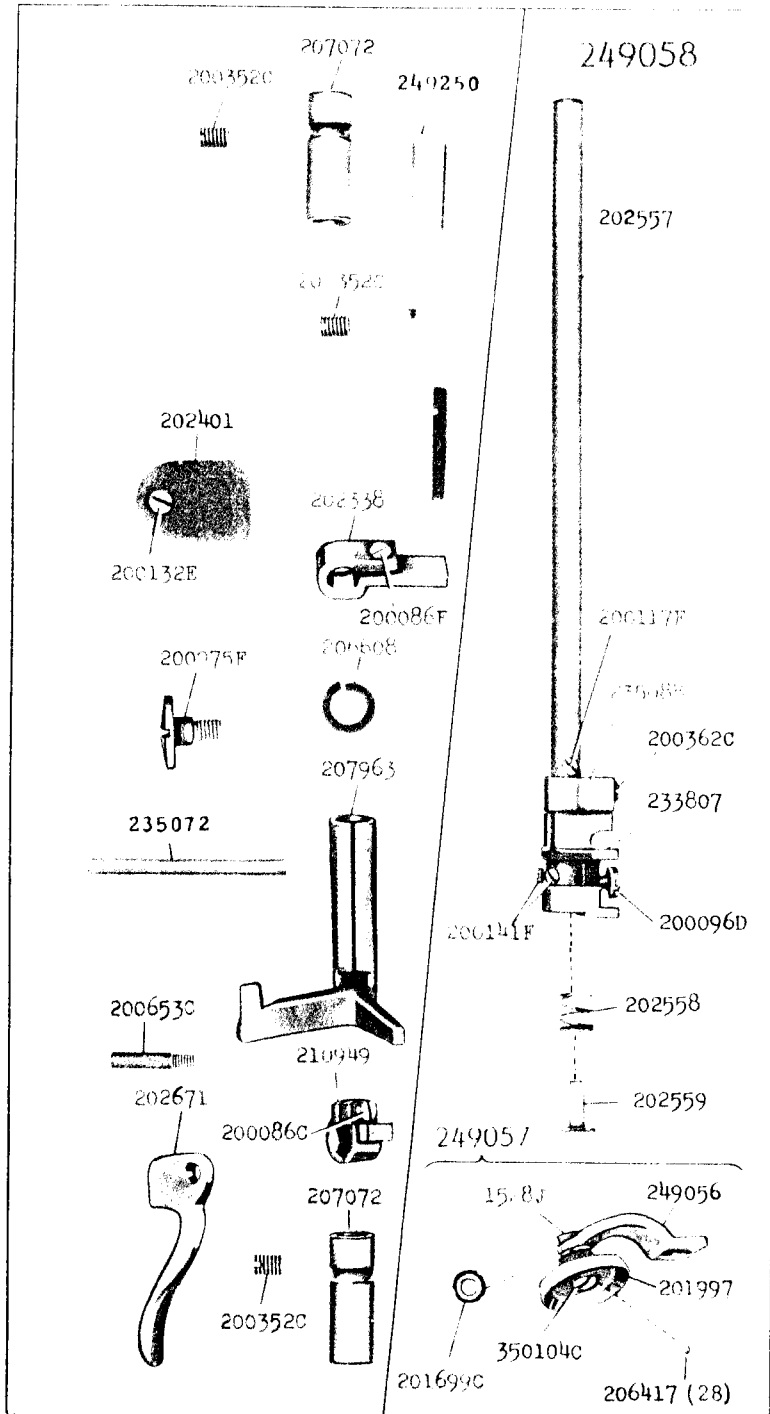
17319



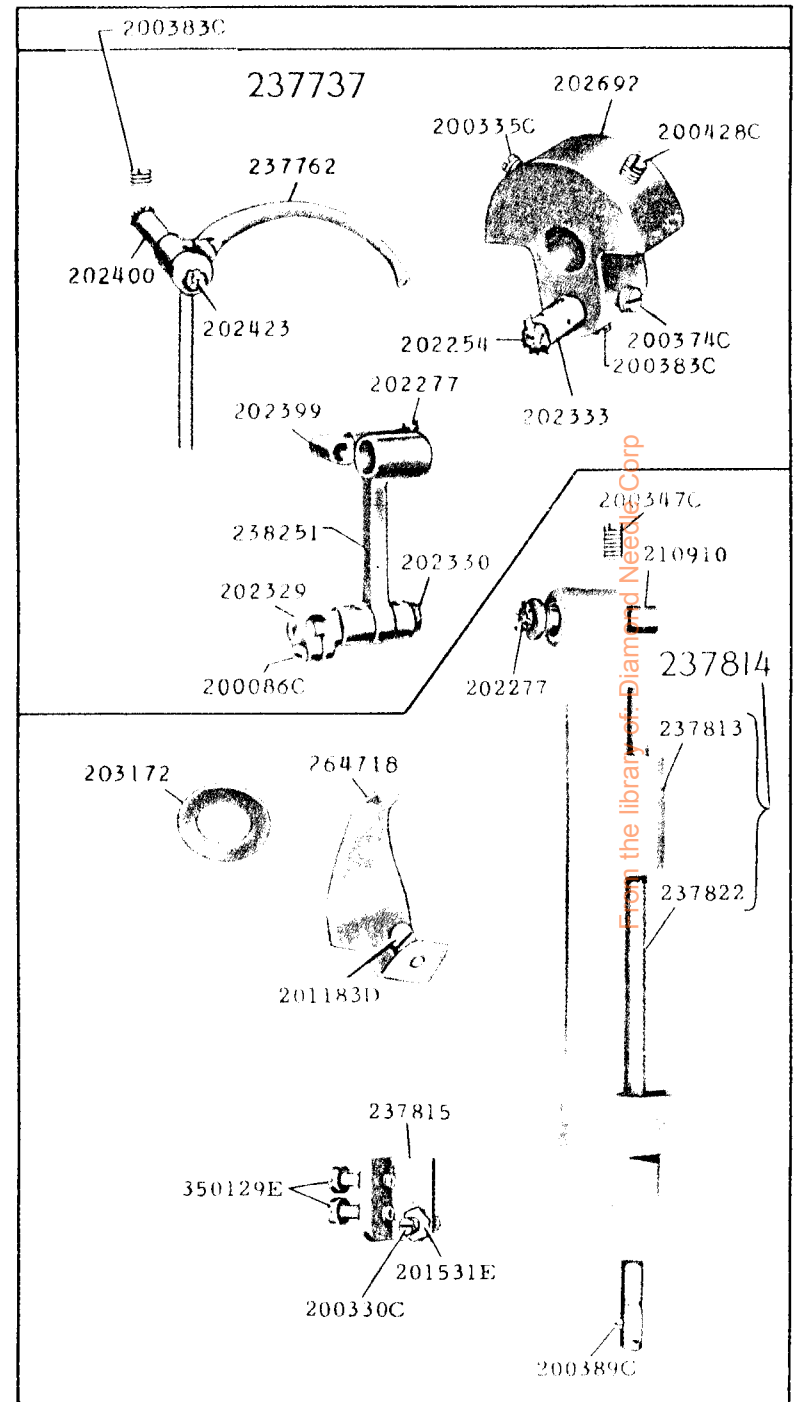
17320



17315 - 1/2

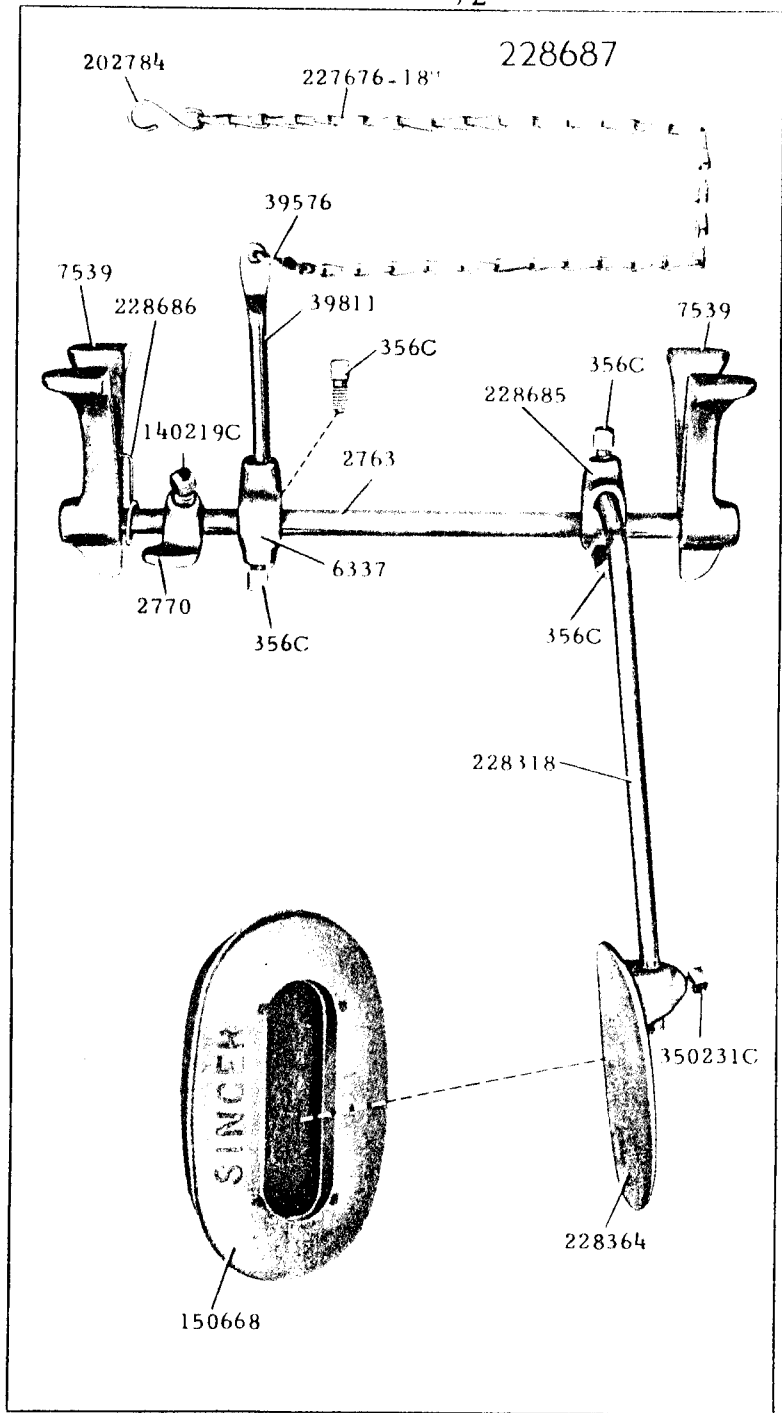


17316 - 1/2

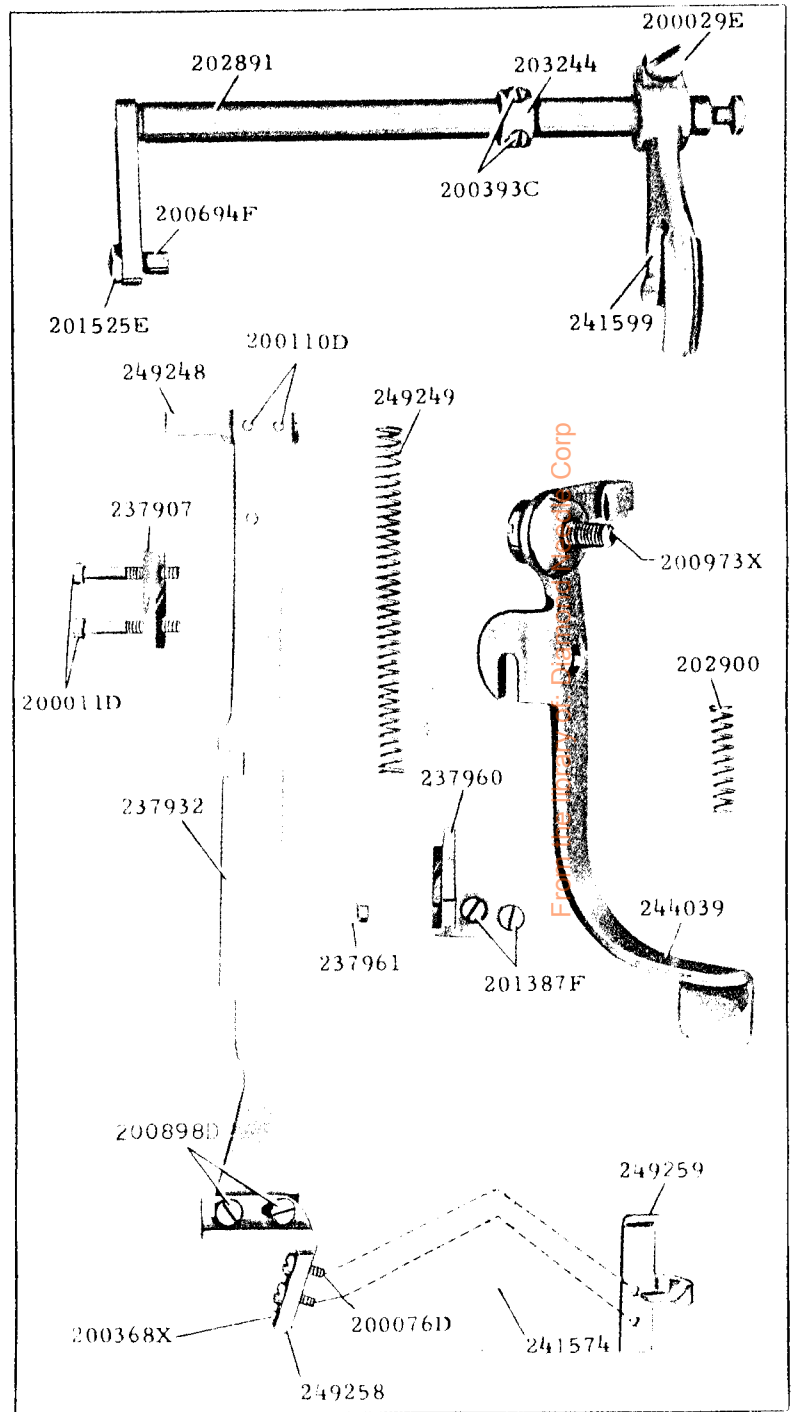


From the library of Diamond Needle Corp

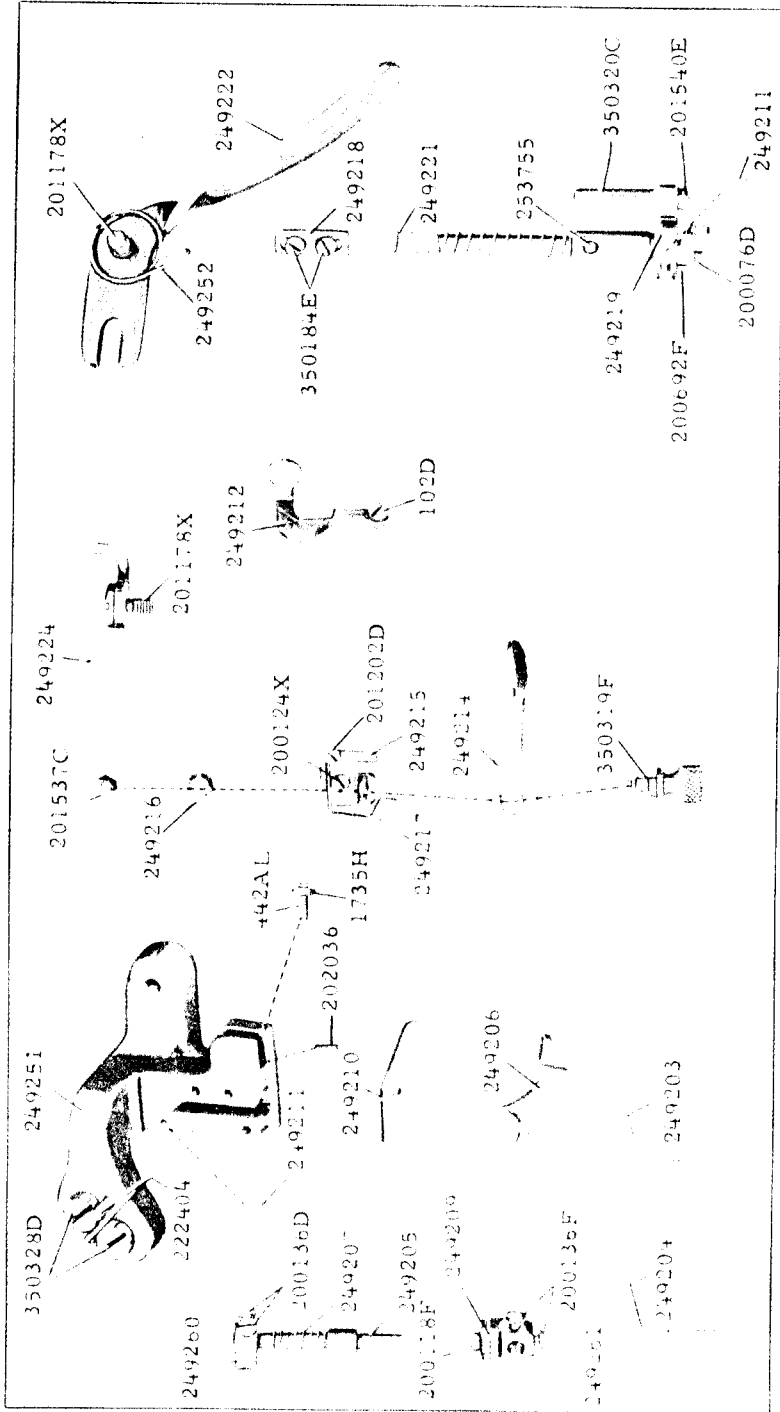
17321 - 1/2



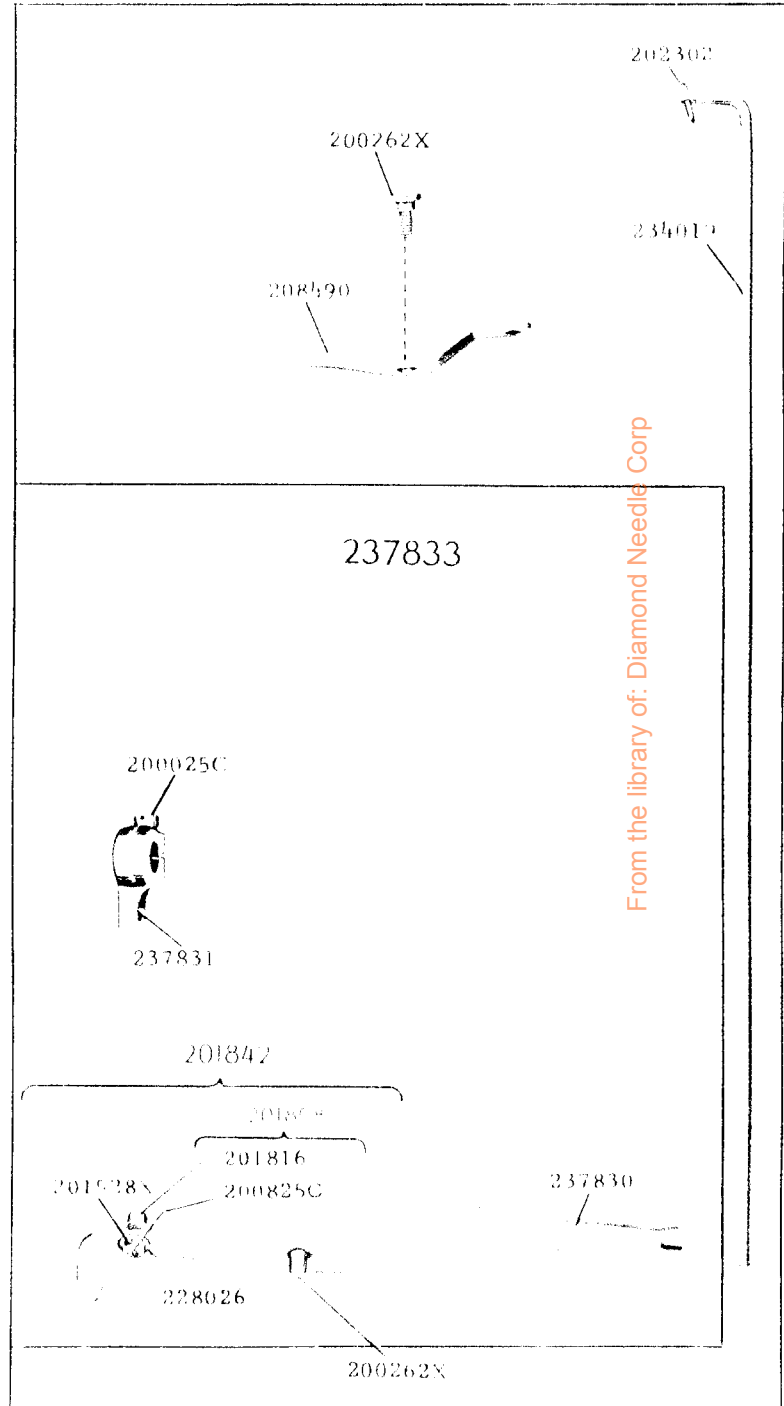
17322 - 1/2



17323 - 1/2



17324 - 3/8



From the library of: Diamond Needle Corp